CHAPTER 40

ROYAL MARINES OFFICERS AND OTHER RANKS

(Sponsor: NAVY OCGRM-CORPS SEC)

CONTENTS

SECTION 1 - INTRODUCTION

4001. History
4002. Dress Tables
4003. Dress When Serving with RN or Other Services
4004. Ex Regular Royal Fleet Reserve (RFR) and Recall Reserve Uniform

SECTION 2 - DISTINCTIONS IN UNIFORM

4005. General Officers
4006. Brigadiers and Colonels
4007. Colonels Commandant and Honorary Colonels
4008. Distinctions in Uniform - Band Officers
4009. Distinctions in Uniform - Warrant Officers Class 1
4010. Distinction in Uniform - WO1 Bandmasters and WO1 Buglers
4011. Distinctions in Uniform - Drum Majors, Bugle Majors, Musicians and Buglers
4012. Cap and Beret Badge
4013. Helmet Plate and Ball Ornament
4014. Collar Badges
4015. Corps Badge (Mess Dress for General Officers, Brigadiers and Colonels)
4016. Letters ‘RM’ and Corps Pattern Belt
4017. Rank Badges
4018. Good Conduct Badges
4019. Branch, Specialist Qualification, Skill, and Special Badges
4020. Buttons
4021. Remembrance Poppies

SECTION 3 - AIGUILLETTES, CYPHERS AND LANYARDS

4022. Aiguillettes
4023. Royal Cyphers
4024. Lanyards

ANNEXES

Annex 40A: Royal Marines Dress Tables
Annex 40B: Royal Marines Officers Outfit Scales
Annex 40C: Royal Marines WOs, NCOs and Other Ranks Kit Scales
Annex 40D: Royal Marines Badges and Insignia
Annex 40E: Illustrations of Royal Marines Badges of Rank and Other Insignia
Annex 40F: Special Boat Service Dress Tables
Annex 40G: Royal Marines Band Service Dress Tables
Annex 40H: Spare
Annex 40I: Provision of Tropical Dress Uniforms for Entitled Royal Marines Personnel

CHAPTER 40

ROYAL MARINES OFFICERS AND OTHER RANKS

SECTION 1

INTRODUCTION

Note. *The contents of this Chapter should be read in conjunction with Chapter 37 and Chapter 38.*

4001. History

The history of Marines in the UK commenced on 28 October 1664 when King Charles II signed an Order in Council for the formation of The Duke of York and Albany's Maritime Regiment of Foot (or The Admiral's Regiment), a regiment distinguished by its yellow coats with red facings. The subsequent century saw various disbandments and the raising of new regiments of Marines, some twenty-three in all, as well as four Invalid Companies. All of these had their own uniforms and distinctions. These early Marine Regiments provided men trained as soldiers for service at sea but were part of the Army. Accordingly, Marine uniforms were military rather than naval in style and followed the Army fashions of the day. The disastrous campaign at Cartagena, in Columbia, in 1741, led Admiral Lord George Anson to conclude that a principal fault had been the chaotic organisation and poor administration of the ten Marine Regiments then in the Army Order of Battle. In 1747 he carried through radical reforms which ensured that any future Marines should only be raised and administered by the Admiralty. As First Lord of the Admiralty in 1755, when war threatened once more, he was able to enact these reforms and thus an Order in Council of 5 April 1755 specified the creation of a Corps of Marines under Admiralty control. This Corps retained the tradition of military style uniforms along with military ranks and rank badges. Since 1755, the Corps has been in continuous existence as a distinct and separate part of the Naval Service. On 29 April 1802, King George III recognised the Corps' loyal service by directing that the Corps should be styled 'Royal' and, in consequence, the white facings on their scarlet coats were replaced by the blue of a Royal regiment. Although Marine Artillery Companies were formed in 1804 and the Royal Marines were designated a Light Infantry corps in 1855, it was not until 1862 that the Corps was formally split into the Royal Marine Light Infantry (RMLI) and the Royal Marine Artillery (RMA). The former wore infantry style uniforms with scarlet tunics whilst the latter wore artillery style uniforms with navy blue tunics. In 1923, the two arms of the Corps were re-merged to become once again the Royal Marines. This amalgamation led to the adoption of navy blue tunics for day dress whilst scarlet was retained for evening wear on mess jackets by officers, WOs and SNCOs. Khaki uniforms were adopted for field service in World War 1 and various forms of khaki uniforms remained in service until 1964, whilst khaki drill (and later stone) uniforms were introduced for tropical wear. In 1964, a lovat green uniform replaced Khaki Service Dress and Battledress for wear as a day undress uniform or alternative parade uniform. In addition to khaki battledress, various forms of combat clothing have been worn since World War 2, often theatre specific. Latterly, these are often tri-service items. In the late 19th Century and up until the 1980s, various orders of blue working dress, such as blue battledress, have been worn, particularly by ships' detachments. In 1992, recruiting into the RM Band Service was opened to females so female variants of appropriate Orders of RM Dress were introduced. In 2023, the Corps commissioned a review into how senior Royal Marines Officers dress can be more closely aligned with the Royal Navy. Several changes were recommended, including

officers at the rank of Colonel and above adopting a cloth globe and laurel cap badge, returning letters 'RM' to rank slides and using letters 'RM' as post nominals. Additional changes included getting rid of gorget patches and removing mounted order as a form of dress. Further detail on the history of RM uniforms can be found in RM Historical Society Special Publication 41 - 'Personal Distinctions - 350 Years of RM Uniforms and Insignia' by John Rawlinson, published in 2014 (ISBN 978-1-908123-09-1).

4002. Dress Tables

Approved orders of dress are promulgated in Dress Tables. Whilst these lay down the standard configurations, commanders should note that, in some cases, variations may be authorized by the appropriate senior officer. This is to take account of particular circumstances which may include factors such as weather, location and context, or practical considerations such as being afloat or taking passage in boats. Details for RM General Service personnel are given in the tables at Annex 40A, whilst those for RM Special Boat Service (SBS) personnel are in Annex 40F and those for RM Band Service personnel are in Annex 40G. Numbers and names are assigned to the various orders of dress for convenience when referring to them. For the Orders of Dress to be worn at Court functions, or at Joint Service functions when members of the Royal Family are present, see the Joint Services Ceremonial Dress Table in Chapter 43. Associated items of equipment worn with various orders of dress are given in the Dress Tables at Annex 40A.

4003. Dress When Serving with RN or Other Services

Royal Marines will conform, when possible, to the number of dress ordered for the Royal Navy. When serving with the other Services, they are to wear the nearest appropriate Dress. For certain ceremonial occasions, however, where RN personnel are wearing No. 1B Dress, the senior RM officer may order No 1A Blue Dress (negative swords) to be worn in lieu of No. 1B Lovat Dress.

4004. Ex Regular Royal Fleet Reserve (RFR) and Recall Reserve Uniform on the occasion of their callout or recall for service

Royal Marines Officers, WOs NCOs and Marines personnel who leave the service and maintain a legal callout liability are to retain kit as detailed at Annex 40B Scale 5 (Officers) and Annex 40C Scale 3 (WOs, NCOs & Other Ranks). Upon recall, Ex-Regular Royal Marines RFR and Recall Reserve personnel will wear the same uniform as regular RM personnel of the same rank however Lovat uniform is not generally issued. Further uniform required will be role dependant and will be issued as required during subsequent phases of their integration back into service.

SECTION 2

DISTINCTIONS IN UNIFORM

4005. General Officers

Articles of uniform for General Officers are of Corps pattern with the following modifications:

a. **Greatcoat.** Corps pattern blue greatcoats are worn without gorget patches or globe and laurel collar insignia.

b. **High Collar Blue Tunic.** In No. 1A Dress on ceremonial occasions a blue tunic with stand-up collar (Army pattern No. 1) is worn. The accessories for wearing with this dress comprise:

(1) Gold shoulder cords with silver-embroidered rank badges. Letters 'RM' are not worn.

(2) Crimson and gold waist sash.

(3) General Officers' full-dress sword with metal scabbard, crimson and gold sword knot, gold sword slings.

(4) Plain white gloves.

(5) All buttons are 20mm Corps pattern.

(6) Collar badge, embroidered silver globe in gold braided laurel wreath.

c. **Badges.** Royal Marines General Officers wear an embroidered Corps badge on both cap and beret (see Fig 40E-1a). The black version of the cap badge is worn on the peaked cap whereas the green version is worn on the beret.

d. **Gorget Patches.** General Officers' gorget patches are no longer worn on any orders of dress.

e. **Cap.** White, plastic-topped, Corps pattern but with gold-embroidered oak leaves all-round the peak. i.e. two bands of oak leaves (see sub-para c above and Fig 40E-2a).

f. **Gloves.** White, cotton.

g. **Scarlet Mess Jacket.** Fitted with blue cloth shoulder straps edged with 13mm oak-leaf pattern gold lace and fastened at point with small 13mm officer's silver gilt lion and crown buttons. Silver-embroidered rank badges on shoulder straps. Corps badge (see Para 4015) on each lapel.

h. **White Mess Jacket.** Fitted with white drill shoulder straps fastened at point with small 13mm officers' silver gilt lion and crown buttons. Miniature anodised rank badges on shoulder straps. Corps badges fitted with Velcro as above.

i. **Blue Trousers.** Scarlet cloth stripe 64mm wide in place of 6mm welt.

j. **13mm General Officer's Button (Anodised and Bronze).** Raised round button 13mm in diameter with silver gilt lion and crown. Worn by officers on the shoulder straps of mess jackets (see Fig 40E-4a).

k. **20mm RM General Officer's Button.** A Corps pattern anodised button 20mm in diameter for wear only on high collar blue and white tunics.

l. Items such as General Officers' dress swords, scabbards, sword knots, sword belts and sashes can be obtained from the Ceremonial Store, details of which are as follows:

G4 SNCO
JSAU London
London Central Garrison
Wellington Barracks
LONDON
SW1E 6HQ

CIV: 0207 414 3351/0207 799 2924
MIL: 94631 3351
rqmsmodmain@hotmail.co.uk

4006. Brigadiers and Colonels

Articles of uniform for Brigadiers and Colonels are of Corps pattern with the following modifications:

a. **Greatcoat.** Blue greatcoats are worn without globe and laurel collar insignia.

b. **Badges.** Royal Marines Brigadiers and Colonels wear an embroidered Corps badge on both cap and beret (see Fig 40E-1a). The black version of the cap badge is worn on the peaked cap whereas the green version is worn on the beret.

c. **Gorget Patches.** Staff gorget patches are no longer worn on any orders of dress.

d. **Cap.** White, plastic-topped, Corps pattern but with gold-embroidered oak leaves round the front of the peak (see Fig 40E-2b).

e. **Scarlet Mess Jacket.** As for General Officers, except that shoulder straps are edged with 13mm, Staff pattern gold lace.

f. **White Mess Jacket**. As for General Officers.

g. **Blue Trousers.** Scarlet cloth stripe 45mm wide in place of 6mm welt.

h. **13mm Button (Anodised and Bronze).** Raised round button 13mm in diameter with Corps silver gilt lion and crown. Worn by Colonels and Brigadiers on the shoulder straps of mess jackets.

4007. Colonels Commandant and Honorary Colonels

The policy for Colonels Commandant and Honorary Colonels uniforms is as follows:

a. **Colonels Commandant.** On special occasions Colonels Commandant of the Royal Marines may wear the uniform of their rank on retirement or the approved alternative, which is General Officer's uniform with Colonel's badges of rank.

b. **Honorary Colonels.** On special occasions, Honorary Colonels of the RM and RMR may wear the uniform of their rank on retirement or the approved alternative, which is Corps Uniform (i.e. uniform worn by Lieutenant Colonels RM and below) with Colonel's badges of rank and Colonels embroidered cap badge.

4008. Distinctions in Uniform - Band Officers

Articles of uniform for officers of the Royal Marines Band Service are of Corps pattern with the following modifications:

a. **No. 1 Dress - Ceremonial Blue Dress**. Blue cloth tunic with stand-up collar (pre-World War 2 Full Dress pattern); with the following accessories for wear with this Dress:

Either;

(1) Gold shoulder cords with silver-embroidered rank badges.

(2) Crimson waist sash.

(3) Dress sword with metal scabbard, gold sword knot and sword slings.

(4) Plain white cotton gloves.

Or;

(1) Blue frock coat with stand-up collar.

(2) Crimson sash.

(3) Gold embroidered rank badges.

b. **No. 1AW Dress - Tropical Ceremonial Dress.** White cloth tunic with stand-up collar, white trousers and white shoes. The accessories for wear with this Dress are as for Full Dress Blues above with anodised officers' pattern collar badges.

c. **Wellington Boots.** Patent leather officers' pattern Wellington boots may be worn for all appropriate occasions.

d. **Helmet Plate.** Officers of RM Band Portsmouth and RM Band CTCRM wear the same special insignia on the helmet plate (not cap or beret) as other ranks of these bands (see Para 4013).

e. **Blue Trousers and Overalls.** Scarlet cloth stripe 45mm wide in place of 6mm welt. Overalls may be worn on all appropriate musical occasions.

4009. Distinctions in Uniform - Warrant Officers Class 1

Articles of uniform for WO1s are of RM WOs, NCOs and Marines' pattern with the following modifications:

a. **Regimental Blue Uniform.** Officers' material and pattern, but tunics are to be fitted with a high collar worn with anodised officer pattern collar badges. Tunic sleeves are to have a subtle crease. Two buttons to be added to the tunic cuffs consistent with the officers' uniform. Rear skirting to be split and pockets modified consistent with the officers' uniform.

b. **Cap, Plastic, RM.** Officers' pattern.

c. **Helmet WP.** Officers' pattern helmet plate and ball ornament.

d. **Cap and Collar Badges.** Officers' pattern.

e. **Blue Lanyard.** Officers' pattern.

f. **Boots, Ankle.** Officers' pattern.

g. **Tie, Light Khaki Braided.** For wear with No. 1B and No. 1C Dress.

h. **Shoes, Black.** Officers' pattern.

4010. Distinction in Uniform - WO1 Bandmasters and WO1 Buglers

In addition to the articles at Para 4009, WO1 Bandmasters and WO1 Buglers are also entitled to the following articles of uniform:

a. **No. 1 Dress - Ceremonial Blue Dress.** Blue cloth tunic officers' pattern and blue frock coat, both as Para 4008 but with appropriate rank badges and worn with blue Band trousers and WO1 parade boots.

b. **No. 1AW Dress - Tropical Ceremonial Dress.** Officers' pattern as in Para 4008, with appropriate rank badges and worn with WO1 parade boots.

c. **No. 2C Dress - Red Sea Rig.** White short sleeved shirt, blue trousers (thick or thin stripe), red cummerbund, black shoes and white leather wrist strap for assignment or rank.

4011. Distinctions in Uniform - Drum Majors, Bugle Majors, Musicians and Buglers

Articles of uniform for ranks of the RM Band Service and Buglers are of RM WOs, NCOs and Marines pattern with the following modifications:

a. **No. 1 Dress - Ceremonial Blue Dress (Drum Majors' Pattern**). Drum Majors in complement billets are issued with a special, gold-braided ceremonial tunic.

b. **Wellington Boots and Overalls.** Officers' pattern Wellington boots and overalls will be worn by Drum Majors on ceremonial parades.

c. **Drum Majors' Ceremonial Accessories.** All Drum Majors to wear worsted scarlet sash, dress belt, dress sword with metal scabbard, white sword knot and slings (WO1 Drum Majors to wear gold sword knot and slings), blue sword belt (worn under tunic) and Drum Majors' pattern white gauntlets.

d. **Dress Cords Royal.** Dress Cords Royal, silk for Bugle Majors, worsted for other Buglers, are worn as ordered. The method of wearing is the hook at the tassel end is to be secured to a becket sewn underneath the left shoulder strap at the front, as near to the point of the shoulder as practicable. The tassels, when secured, should lie naturally at the front of the left shoulder. The running end should then be taken across the upper chest, over the right shoulder beneath the shoulder strap; the cord between the shoulders lying in a natural curve, being secured to the third button on No. 1 Dress – Ceremonial Blue Dress tunics, second button on No. 1A Dress - Regimental Blue Dress and No. 1AW Dress - Tropical Ceremonial Dress tunics and to the top button on No. 1B Dress - Lovat Dress tunics, between the two toggles provided. Securing of the cord is completed by bringing the running end round the back of the right shoulder, under the armpit, and, except for the lovat tunic, securing the eye at the end to the top button of the tunic. On the lovat tunic the eye is to be secured to a small hook sewn under the right lapel 90mm above the top button. The plait below the eye should curve naturally towards the right armpit. If a drum carriage is worn, the loop across the chest should be underneath, and that part of the cord running from the right armpit, secured over the top of the carriage.

e. **No. 1 Dress - Ceremonial Blue Dress.** A yellow-braided blue cloth tunic is provided for wear by Musicians and Buglers with No. 1 Dress – Ceremonial Blue Dress on appropriate occasions. For Band Sergeants, Sergeant Buglers and above the tunic is gold-braided.

f. **Blue Trousers.** Drum Majors and Musicians wear a broad scarlet stripe (45mm) on serge trousers. WO1 Drum Majors wear a thin stripe on serge trousers when in No. 1A, 1AS Dress and Frockcoat Order.

g. **Locket Union and White Belt.** All RMBS personnel (SNCO and below) are to wear a gold-plated locket union with lion and crown design surrounded by 'Gibraltar' above and regimental motto 'Per Mare Per Terram' below. Locket unions are to be attached to a solid plastic white belt in No. 1 Dress - Ceremonial Blue Dress (and other uniforms when ordered) and to be worn centrally around the waist. The plastic runners are to fit firmly against the metal bars with the 'tongue' behind (edge of plastic runners to point down). Metal side runners to be fitted as required, prong facing towards the front and pointing out.

h. **Cross Strap and Pouch with Device.** With the exception of SNCOs, bass players, bass drummers, tenor drummers and Buglers, all RMBS personnel in No. 1 Dress - Ceremonial Blue Dress are to wear a solid plastic cross strap and pouch. The cross strap is to be worn over the left shoulder with the brass buckle positioned immediately in front and below the left shoulder strap and is to lie diagonally across the front of the body, under the uppermost button on the tunic. The pouch is to be positioned centrally in the small of the back with the bottom of the device (lion and crown above regimental motto 'Per Mare Per Terram' scroll) fitted centrally on the pouch immediately above stitching.

i. **No. 1B/1C Dress - Lovat Dress.** Lovat suits are only to be issued and worn by Directors of Music, Bandmasters, Drum Majors, Bugle Majors (dress cords to be worn), HQBSRM SNCOs, Volunteer Band Instructors and designated RMBS personnel with authority from SO2 Band. Prince's Badge to be worn. Bandmaster, Drum Major and Bugle Major appointments to be worn (these badges are to be locally purchased as required). Musician and Bugler SQ badges are no longer worn (ranks already in possession of an SQ badge may continue to wear it).

j. **No. 1AW Dress - Tropical Ceremonial Dress.** White cloth tunic with stand-up collar, white trousers and white shoes. The accessories for wear with this dress are as for temperate No. 1 Full Dress Blues - Ceremonial Dress.

k. **No. 2C (Band) Dress - Red Sea Rig.** White short sleeved shirt, gold on red rank badges, sewn on white brassard, (WO2s white leather wrist strap for badge of rank or assignment), white epaulette slides with anodised letters 'RM', blue serge trousers, red cummerbund and black shoes. May be worn by RMBS personnel (SNCOs may wear No. 2C Dress in place of Mess Dress if performing as part of an ensemble) when performing on band engagements where guests are wearing No. 2B Mess Undress or No. 2C Red Sea Rig, with the permission of the Mess President. 'Royal Band' shoulder flash (on brassard) and Prince's badges (Velcro attachment) are to be worn in this uniform.

l. **Maternity Uniform.** Pregnant RMBS personnel are to wear Maternity Uniform iaw Para 3815. Rank/appointment badges and flashes to be worn iaw directions for Half Lovats (cardigan and shirts). Letters 'RM' (bronze) and rank (white on khaki) only to be worn on maternity dress (no Prince's Badge or shoulder flashes) with 'barely black' tights.

4012. Cap and Beret Badge

a. **Officers and WO1s**

(1) The Corps badge is worn by all officers and WO1. The embroidered badge is worn by Colonels and above.

(2) The Corps badge is in two parts: a globe in a laurel wreath and a lion on a crown; the globe in silver, remainder anodised (see Fig 40E-1b). The beret badge worn with Combat and Training Dress is similar but in bronze throughout. The manner of wearing on cap and beret is detailed below.

b. **WO2s.** A divided (split) badge (i.e. lion and crown separate from, and above, the globe and laurel) anodised (including the globe) or bronze, as appropriate, is worn by all WO2s (see Fig 40E-9b).

c. **NCOs, Marines, Musicians and Buglers.** The globe, laurel, lion and crown badge, anodised or bronze, as appropriate, is worn by all NCOs and Marines in one piece (composite) (see Fig 40E-9c), with the following exceptions:

(1) **RM Band Portsmouth.** On the cap only (not beret) WO2 Bandmaster, Drum Major/Corps Drum Major and all Musicians (excluding Director of Music and WO1 Bandmaster) of RM Band Portsmouth wear a gilt 'bursting grenade' on which is mounted the royal cypher GRV and a St Edward's crown in silver surrounded by a laurel wreath. The 'bursting grenade is to be fitted centrally with the tips of the laurel wreath just touching the white of the cap. The royal cypher EIIR/PP with crown in silver is worn centrally 10mm above the grenade. Corps Bugle Major/Bugle Major and Buglers do not wear these cyphers.

(2) **RM Band CTCRM.** On the cap only, band ranks (not beret) WO2 Bandmaster, Drum Major and all Musicians (excluding Director of Music and WO1 Bandmaster) of RM Band CTCRM wear the anodised divided cap badge with the Prince of Wales's plumes in silver between the globe and laurel and the lion and crown. The Globe and Laurel is to be fitted centrally with the tips of the laurel wreath just touching the stitching at the top of the red band. The Prince of Wales' plumes to be fitted above the globe and laurel with the bottom of the quills just touching the stitching. The lion and crown is to be worn centrally 10mm above the Prince of Wales's plumes. Buglers do not wear this cypher.

d. **Details for Wear**

(1) The composite badge is worn as follows:

(a) **Caps.** Centrally in front of the cap, with the top of the red band running through the crown.

(b) **Berets.** Immediately over the left eye: blue beret - centrally within the red patch; green beret - 5mm above the leather band. The lining is not to be removed.

(2) The divided badge is worn as follows:

(a) **Caps.** With the tips of the wreath level with the top of the scarlet band but below the scarlet welt. The base of the lion and crown is to be 10mm above the scarlet band. The lining is not to be removed.

(b) **Berets.** As in Para 4012 sub para b but with the crown 10mm above the globe.

e. SBS badged personnel wear the cloth SBS badge on their berets, 5mm above the leather band centrally over the left eye.

f. SBS(R) ranks wear the cloth badge on completion of JSF Selection Course, when they reach the level of Sabre Squadron Ready.

4013. Helmet Plate and Ball Ornament

a. **Helmet Plate**

(1) **Officers and WO1s.** A gilded metal eight-pointed star with dead and bright rays, and crown above (see Fig 40E-3). On the star a gilded metal laurel wreath and saw-pierced garter with regimental motto ‘Per Mare Per Terram’; above the garter a scroll ‘Gibraltar’ and below it an anchor, in the centre a silver globe. Under the saw-pierced garter, blue enamel. The plate is to be positioned centrally on the front of the helmet with the top crown and bottom central ray in line with the central seam. The points of the lower two rays (either side of the centre) are to just touch the top edge of the helmet band. Directors of Music of the RM Bands wear the appropriate cyphers as detailed in Para 4013.a sub para (3) and Para 4013.a sub para (4) below.

(2) **WO2s, NCOs, Marines, Musicians and Buglers.** A gold-plated metal eight-pointed star with dead and bright rays, and crown above (see Fig 40E-10). On the star a laurel wreath and saw-pierced garter with regimental motto ‘Per Mare Per Terram’; above the garter a scroll ‘Gibraltar’ and below it an anchor, in the centre a globe positioned iaw Para 4013.a sub para (1) above.

(3) **RM Band Portsmouth.** The Director of Music, WO1/WO2 Bandmaster, Corps Drum Major/Drum Major and all Musicians of RM Band Portsmouth wear two royal cyphers in silver attached to the helmet plate, the cypher GVR over the anchor and below the globe and the cypher EIIR/PP below the crown. Corps Bugle Major/Bugle Major and Buglers do not wear these cyphers. Positioned iaw Para 4013.a sub para (1) above.

(4) **RM Band CTCRM.** The Director of Music, WO1/WO2 Bandmaster, Drum Major and all Musicians of RM Band CTCRM wear the Prince of Wales's plumes in silver centrally upon the helmet badge above the globe and partially covering the crown. Buglers do not wear this cypher. Positioned iaw Para 4013.a sub para (1) above.

b. **Ball Ornament**

(1) **Officers and WO1s.** A threaded gilded metal ball in a gilt leaf cup on a dome base with open vents. The ball ornament is to be worn on top of the helmet, screwed through the fitted lacquered metal ventilator with the central leaf of the cup in line with the front helmet seam and the middle vent hole of the dome in line with the rear helmet seam.

(2) **WO2s, NCOs, Marines, Musicians and Buglers.** A threaded gold-plated metal ball in a leaf cup on a dome base with closed vents. Worn iaw Para 4013.b sub para (1) above.

4014. Collar Badges

a. **Officers (General Officer).** An embroidered silver globe in gold braided laurel wreath (see Fig 40E-6) on high collar blue tunic. To be set centrally within the collar band, with the centre of the badge 50mm from the outside edge of the collar. A silver globe in anodised laurel wreath (see Fig 40E-5) is worn on 1AW Dress - Tropical Full Ceremonial Dress and the same badge all in bronze on lovats. Worn centrally on the step of the collar of lovat and stone prestige tunics.

b. **Officers (Colonel and Brigadier).** A silver globe in anodised laurel wreath (see Fig 40E-5) or the same badge all in bronze (the latter is only worn on lovat tunics). Worn centrally on the step of the collar of blue, lovat and stone prestige tunics. The badge is also worn on No. 1AW Dress - Tropical Full Ceremonial Dress.

c. **Officers (Lt Col and below) and WO1s.** A silver globe in anodised laurel wreath (see Fig 40E-11a) or the same badge all in bronze (the latter is only worn on lovat tunics). Worn centrally on the step of the collar of blue, lovat and stone prestige tunics (WO1s on blue tunics with badges set 4mm above the collar seam with the centre of the badge 50mm from the end of the collar). The badge is also worn on No. 1AW Dress - Tropical Full Ceremonial Dress. Worn in a miniature on each lapel of the mess jacket, both scarlet and white, with the centre of the badge 170mm below the neck point of the shoulder seam. On mess jackets, miniature medals are worn below the badge. On greatcoats, the badge is worn on the collar.

d. **WOs, NCOs Marines, Musicians and Buglers.** Metal globe and laurel badges on blue (see Fig 40E-11b) and lovat uniforms. On blue tunics the anodised badges are to be set 5mm above the collar seam with the centre of the badge 50mm from the end of the collar. On lovat tunics the bronze badges are to be worn centrally on the step of the collar, the bottom of the laurel wreath 5mm above the edge of the step. Worn in an anodised miniature version on each lapel of the mess jacket, both scarlet and white, with the centre of the badge 170mm below the neck point of the shoulder seam, by WO2s and SNCOs. On mess jackets, miniature medals are worn below the badge. Collar badges are not worn on other garments.

e. **RM Band Service Personnel**

(1) **No. 1 Dress – Ceremonial Blue Dress.** JNCOs, Musicians and Buglers wear embroidered yellow on scarlet collar badges on No. 1 Dress - Ceremonial Blue Dress. SNCOs wear braided gold on scarlet collar badges. To be set centrally within the collar band, with the centre of the badge 40mm from the end of the collar. Officers and WO1s wear solid silver globe in gold braided laurel wreath collar badges. To be set centrally within the collar band, with the centre of the badge 70mm from the outside edge of the collar.

(2) **No. 1 Dress – Ceremonial Blue Dress (Frockcoat Order).** Officers and WO1s wear solid silver globe in gold braided laurel wreath collar badges. To be set centrally within the collar band, with the centre of the badge 50mm from the outside edge of the collar. With the exception of officers and WO1s (Para 4014 sub para a), RM Band Service personnel do not wear collar badges on No. 1AW Dress - Tropical Ceremonial Dress.

f. **SBS Badged Personnel.** SBS badged personnel including SBS(R) personnel qualified Sabre Squadron Ready wear the metal SBS badge on lovat tunics. Officers and SNCOs wear a miniature SBS badge on each lapel of the mess jacket, with the centre of the badge 170mm below the neck point of the shoulder seam.

4015. Corps Badge (Mess Dress for General Officers, Brigadiers and Colonels)

The Corps badge (globe, laurel, lion and crown, battle honour ‘Gibraltar’, fouled anchor and Corps motto ‘Per Mare Per Terram’), embroidered in gold, is worn by Colonels and above on each lapel of the mess jacket, both scarlet and white, with the centre of the globe 230mm below the neck point of the shoulder seam. On white jackets the badge is to be mounted on Velcro to permit removal when the jacket is washed. Miniature medals are worn above the badge. Miniature pilot’s wings (if entitled) are worn above the miniature medals.

4016. Letters ‘RM’ and Corps Pattern Belt

a. **Block Letters (Size 13mm - Anodised or Bronze).**

(1) Worn in the centre of the shoulder straps below badges of rank and 10mm above the shoulder seam. Worn with all forms of No. 1 Dress, 2C, 3A, 3AW, and 3BW dresses. Not worn on raincoats, on General Officers high colour blue tunic or Band and Buglers’ No. 1 Dress - Ceremonial Blue Dress

(2) Badged SBS and Sabre Squadron Ready SBS(R) personnel wear the bronze letters SBS in place of RM in the centre of the shoulder straps below badges of rank and 10mm above the shoulder seam of the lovat suit.

b. **Corps Pattern Belt.** Worn with the leather buckle on left hip and silver buckle adjusted to fit centrally.

4017. Rank Badges

a. **Officers.** Rank badges are worn on the chest or shoulder straps, where fitted. On the mess jackets of officers below Colonel they are worn on both lapels, 5mm above the Corps badge.

(1) The following type of rank badges will be worn in the order of dress shown:

Bronze	No 1B Lovat Dress. No 1C Lovat Undress. No 3A Half Lovats.
Black on Olive Green	No 3C Half Lovats 3B and 3D Training Rig, 3E CU20 Field Uniform.
	No 4 and 4A Combat Dress.
Sand on MTP	No 4 Combat Dress for Operations (if directed by an operational theatre commander).
Anodised	Remaining orders of dress.

(2) The badges to be worn are as follows:

Second Lieutenant	Star
Lieutenant	2 Stars
Captain	3 Stars
Major	Crown
Lieutenant Colonel	Crown above 1 star
Colonel	Crown above 2 stars
Brigadier	Crown above 3 stars
Major General	Star above crossed sword and baton
Lieutenant General	Crown above crossed sword and baton
General	Crown above star above crossed sword and baton
Captain General (HM King Charles III)	Crown above crossed batons surrounded by a laurel wreath

(3) The devices, as in Para 4017 sub para a, above, are Army pattern. The sword and baton device reversed for right and left shoulders, with the point of the sword to the front in each case. Stars and crowns are to be 16mm size, except on the mess jacket of officers below Colonel, where they are to be 13mm. 13mm anodized miniature badges are also used by Colonels and above on white mess jackets. Crossed sword and baton badges worn on greatcoats, blue tunics, lovat tunics and stone tunics are to have batons which are 40mm long. White mess jackets are to have batons which are 33mm long. Army pattern crossed sword and baton of 48mm long worn on Army greatcoats are not worn by RM Generals. The distance apart of the devices is to be 5mm.

b. **WOs.** Rank badges are worn on the lower right arm only, except where Commando Uniform 20 (CU20) and Personal Clothing System Combat Uniform (PCS CU) Combat Jackets and Windproof Smocks are worn, badges are worn on the chest.

c. **SNCOs and Marines.** Rank badges are worn on the upper right arm only, except as follows:

(1) **Blue Greatcoat.** Gold on red - lower right arm only.

(2) **Commando Uniform 20 (CU20) and PCS CU Shirt, Combat Jacket and Windproof Smock.** Rank slide worn on chest.

d. A table showing details is at Annex 40D.

4018. Good Conduct Badges

a. 'V' shaped stripes, 13mm wide, 127mm across top. Worn point upwards on the left arm with the inner angle of the lowest stripe 7mm above the point of the sleeve slash on the regimental blue and stone tunics.

b. Good Conduct Badges are only to be worn by Marines, Musicians and Buglers and then only on the regimental blue and stone tunics. They are not worn on Musician and Bugler full dress blue or white ceremonial tunics.

4019. Branch, Specialist Qualification, Skill, and Special Badges

a. The category, description and wear of Branch, Specialist Qualification, Skill and Special badges is shown in Annex 40D.

b. **Stars and Crowns.** Stars and crowns are added to the basic specialist qualification badges to indicate the classes of qualification, as follows. When there are letters as part of the basic device, the letters are placed below the star.

(1) **Instructor.** Crown above basic device and two stars below.

(2) **First Class.** Crown above basic device.

(3) **Second Class.** Star above and star below basic device.

(4) **Third Class.** Star above basic device.

For a period of time, all classes of SQ wore the same basic device without crowns and stars. Uniforms with this basic device do not need to be altered.

c. **Badges Awarded During Former Service in RN, Army or RAF.** Badges from previous service are not to be worn unless they are badges currently authorised for wear by RM WOs, NCOs and Marines; provided also that the privilege of wearing the badge has not been withdrawn.

d. **RM Provost Armlets.** The ‘MP’ armband, as provided for the Royal Military Police, is to be worn immediately above the right elbow. When chevrons are worn on the upper arm, the armband should just cover the lower point of the bottom chevron, with the letters ‘M’ and ‘P’ on either wide of the apex of the chevron. When wearing CU20, a small black on red ’MP’ Velcro patch is worn on the right sleeve in place of a formation patch.

e. **Unit Police Armlets.** Ranks on unit police duties are to wear the authorised armlet (‘NP’, ‘RP’ or ‘RMP’ as appropriate) on the left sleeve immediately above the cuff of the tunic of greatcoat, or in a similar position on other uniform garments. The armlet is worn on the left wrist when long-sleeved garments are not worn.

f. **Flying Badges.** RN pilot’s wings, comprising gold embroidered wings extended behind a silver foul anchor with a crown above with a laurel wreath, are to be worn by all entitled personnel, including all RM personnel who qualified after 1996 via the Defence Elementary Flying Training School. Prior to the institution of Joint Services Flying Training, trainee pilots were awarded wings by the Service whose course they attended: pilots awarded Army or RAF wings may wear these instead of RN wings. The badge is worn as follows (but not with Commando Uniform 20 (CU20)):

(1) **Blue, Lovat and Stone Tunics and Stone Shirts.** Centrally 65mm above the top row of medal ribbons, or if no medal ribbons are worn, 65mm above the left breast pocket.

(2) **Mess Jackets.** For Lt Cols and below, flying badges are to be worn immediately below the globe and laurel badge on the left lapel, miniature medals being lowered accordingly. The exception is that officers of Colonel’s rank and above wear their wings above their miniature medals, which are worn above the Corps Badge.

(3) **PCS CU Combat Jackets and Windproof Smock.** Worn in approximately the same position as on blue, lovat or stone tunics, although these items do not have pockets.

g. **Parachutist Badge.** The Army pattern parachutist badge, a parachute with wings, should be worn on the right arm 50mm below the shoulder seam, by personnel who are qualified parachutists, as follows:

(1) **Blue and White Tunics.** The full-sized badge in gold on extra dark navy blue. On white tunics the badge is to be mounted on Velcro to permit removal for washing.

(2) **Lovat Tunics.** A two-thirds size badge in gold on green.

(3) **Mess Jackets.** The miniature badge (length 51mm, height 20mm) gold on scarlet. On white mess jackets the badge is to be mounted on Velcro to permit removal for washing.

(4) **Stone Tunics and Shirts.** The full-sized badge in light blue/white on khaki drill.

(5) **Commando Uniform 20 (CU20) and PCS CU Shirts, Combat Jackets and Windproof Smock.** Only the small black on green Velcro parachute badge is to be worn with CU20 (see Fig 40A-11c). The full-sized black on green badge is worn with PCS CU. If black on green badges are not available, the full-sized badge in light blue/white on khaki drill may be worn as an alternative. Foreign parachute wings may be worn just above the top right breast pocket on PCS CU, not on CU20, but only when serving with the Armed Forces that awarded the wings.

h. **King's Badge and Prince's Badge.** The King's Badge and Prince's Badge are to be worn on all orders of dress, including PCS CU, on the left arm, 50mm below the shoulder seam. A smaller Velcro badge is worn with CU20. The colours vary according to the order of dress, as follows:

(1) **Blue Tunics.** The full-sized badge in gold on extra dark navy blue.

(2) **Lovat Tunics.** A two-thirds size badge in gold on green.

(3) **Mess Jackets.** A two-thirds size badge in gold on scarlet.

(4) **Stone Tunics and Shirts.** The full-sized badge in khaki on khaki drill.

(5) **PCS CU Combat Jackets and Windproof Smocks.** The full-sized badge in black on olive green.

(6) **Commando Uniform 20 (CU20) Shirt and Jacket.** The reduced Velcro badge in black on olive green.

i. **The Commandant General's Shooting Badge.**

(1) The Commandant General's Badge is to be worn by RM personnel who represent the Royal Marines at the Defence Operational Shooting Competition (DefOSC) or equivalent overseas events assessed as eligible by the RNRA, for example Exercise LongShot.

(2) The Commandant General's Badge is a specialist badge to be worn centred on left sleave 6 mm above peak of cuff detail or 6mm above good conduct badges if worn. Unlike other specialist badges, the badge is to be worn by Officers and Warrant Officers who have achieved the high standards required.

j. **Royal Marines Commando Flashes.**

(1) All Royal Marines who have completed the Commando Course are to wear a red on extra dark navy blue 'ROYAL MARINES COMMANDO' flash on both sleeves of the jersey wool heavy. The flash is to be sewn centrally with its upper edge touching the shoulder seams.

(2) A black on green 'ROYAL MARINES COMMANDO' flash is to be worn by all RM Commando trained personnel on both sleeves of all PCS CU combat jackets and windproof smocks. The flash is to be sewn centrally with its upper edge touching the shoulder seam (see Fig 40A-10e).

(3) An oblong Velcro red on extra dark navy blue 'ROYAL MARINES COMMANDO' flash is to be worn by all RM Commando trained personnel on both sleeves of all CU20 shirts and jackets (see Fig 40A-11c).

k. **Royal Marines Band Service Flashes.**

(1) All RM Band Service personnel are to wear a red on extra dark navy blue 'ROYAL MARINES BAND SERVICE' flash on both sleeves of the jersey wool heavy and maternity cardigan. The flash is to be sewn centrally with its upper edge touching the shoulder seam.

(2) A black on green 'ROYAL MARINES BAND SERVICE' flash is to be worn by all RM Band Service trained personnel on both sleeves of all PCS CU combat jackets and windproof smocks. The flash is to be sewn centrally with its upper edge touching the shoulder seam.

l. **'Royal Band' Flash.** All Musicians and Buglers (including the Director of Music Bandmaster (WO1/WO2), Corps Drum Major/Drum Major, Corps Bugle Major/Bugle Major and Buglers) of RM Band Portsmouth wear a 'ROYAL BAND' shoulder flash, in appropriate colours, on the upper right sleeve of all uniforms (replacing the Royal Marines Band Service Badge on the jersey wool heavy/maternity cardigan). The badge is to be sewn centrally with its upper edge 20mm below the shoulder seam.

m. **Special Boat Service Parachutist's Badge.** The appropriate SBS pattern parachutist's wings should be worn on the right arm 50mm below the shoulder seam, by personnel qualified as follows:

(1) **Badged SBS.** On completion of the SF Parachute Course.

(2) **SBS(R).** On successful completion of the JSF Selection Hills Phase and completion of the SF Parachute Course.

n. **Special Forces Communicators' Parachutist's Badge.** SF Communicators pattern parachutists' wings should be worn on the right arm 50mm below the shoulder seam, by personnel qualified on successful completion of the Special Forces Communications Course and the SF Parachute Course. These wings are only awarded by the CO SBS.

o. **HUMINT Operator's Badge and Stable Belt.**

(1) The HUMINT badge, a gold trident on a black 'kite' background for Op SAMSON and a silver trident on a black 'kite' background for Op METIS, is to be worn on the left forearm above warrant officer rank (approximately 165mm from the cuff). It is only to be worn on No1A Regimental Blue Dress.

(2) The HUMINT Stable Belt with brushed-bronze locket is worn by all ranks qualified as HUMINT Operators whilst in service at the DHU and wider Defence Intelligence HUMINT tied positions only.

p. **Background and Attachment of Badges.** The instructions in Chapter 39 regarding Naval ratings' badges are also applicable, as far as appropriate, to Royal Marines badges.

q. **Formation Badges on Combat Dress.** Formation flashes are to be worn on the right sleeve patch of CU20 and PCS CU shirts, combat jackets and windproof smocks by personnel serving in those formations (see Figs 40A-10e and 40A-11c), as follows:

(1) **3 Commando Brigade RM Formation Badge.** When serving with 3 Cdo Bde RM, all personnel are to wear a black 'Commando Fighting Knife' badge on a green background on the right sleeve of CU20 and PCS CU combat jackets and windproof smocks. It is to be worn centrally on the Velcro patch provided on the upper arm.

(2) **Amphibious Assault Badge.** A black on green formation badge comprising the old Combined Operations device (anchor, eagle and rifle (pointing forwards)) surrounded by a circle, itself surrounded by the words 'Amphibious Assault' is to be worn centrally on the Velcro patch provided on the upper arm of the right sleeve of CU20 and PCS CU shirts, combat jackets and windproof smocks by personnel serving in the following units:

(a) Assault Squadrons RM of HM Ships.

(b) COMUKLS Staff.

(c) Royal Marines serving on FOST Staff.

r. **RN Tactical Ensign.** A black on green Velcro RN Ensign is to be worn centrally on the upper left arm and on the bottom of the Velcro patch (CU20 shirt) – see Fig 40A-10e and Fig 40A-11c. On the CU20 utility jacket, the placement of the lower badge is to have the top edge lined with the stitched cross on the Velcro – see Fig 40A-11k.

4020. Buttons

a. **Corps Button.** The Corps button is a raised round button, anodised or bronze. At the centre is a fouled anchor under a crown surrounded by a double rim enclosing the words 'Royal Marines', and this in turn surrounded by a laurel wreath. In two general sizes - 25mm and 18mm: the smaller button for pockets and shoulder straps. In addition, there are special 20mm buttons for use only by General Officers. All buttons are to face upwards with shoulder strap buttons orientated to face forwards on all uniforms.

b. **Lion and Crown Button.** The Lion and Crown button is a raised round gilt button with a mounted lion and crown in silver. It is worn on peaked caps, blue field service caps (an optional item), mess jackets and mess waistcoats.

4021. Remembrance Poppies

RBL red paper poppies should be worn behind the beret cap badge from 1 November until 2359 on 11 November or until 2359 on Remembrance Sunday when this is later than 11 November. Those ranks who cannot wear a poppy behind the cap badge are to wear one on the left chest. When wearing a peaked cap, the poppy is worn on the left side behind the button. Enamel poppies are not to be worn with any RM uniform.

SECTION 3 - AIGUILLETTES, CYPHERS AND LANYARDS

4022. Aiguillettes

a. Naval type aiguillettes are to be worn by the following Royal Marines officers in the same manner as prescribed for Naval officers (see Para 3913) and with equivalent dresses:

(1) ADCs to The Sovereign, Equerries and Extra Equerries to The Sovereign, or to other members of the Royal Family, and ADCs to Governors General.

(2) ADC to CGRM; officers specifically appointed as Flag Lieutenant to officers of Flag rank or Commodores; or as ADC or Military Assistant to officers of Flag, General or Air rank where the post is allowed by establishment; or as ADC to a Governor or Lieutenant Governor.

(3) Personal staffs of all members of the Defence Council and VCDS.

b. Officers at Para 4022.a.(1) wear aiguillettes as for ADCs to The Sovereign ('Palace' type) and those at Para 4022.a.(2) as for Flag Lieutenants ('Staff' type). Aiguillettes are only worn when the wearer is on the business that carries the entitlement. For example, it is inappropriate for a captain ADC to CGRM to wear his aiguillettes when attending a regimental dinner night without his general.

c. Aiguillette shoulder straps are not to be worn by Royal Marines officers. In Mess Dress, for officers below the rank of Colonel, the aiguillette is to be supported by a scarlet cloth shoulder strap of the same material as the jacket. In other dress, the shoulder strap of the garment is to be used, modified by the addition of a button to which the aiguillette cord is affixed.

d. Aiguillettes and the various accoutrements are issued on Individual Loan from the Uniform Clothing Store, HMS NELSON.

4023. Royal Cyphers

a. Royal Marines ADCs to The Sovereign, Equerries and Extra Equerries to The Sovereign are to wear the royal cypher and crown, in one piece, below their badges or rank; letters 'RM' are not worn. Equerries to other members of the Royal Family wear the cypher of that member in the same manner. In Mess Dress, Equerries and Extra Equerries wear the royal cypher and crown on shoulder straps of similar material. Cyphers are not worn on black on green rank badges.

b. The full-sized badge (35 x 35mm), in either dull silver metal or gilt metal, is worn as follows:

(1) **Dull Silver.** On full dress tunic, regimental blue tunic, blue greatcoat, scarlet mess jacket and white mess jacket.

(2) **Gilt Metal.** On stone tunic, stone bush jacket and stone shirt.

(3) **Bronze Metal.** On Lovat tunic.

c. Former ADCs to The Sovereign wear the badge similarly but in miniature (22 x 24 mm). ADCs to The Sovereign who vacate the appointment on promotion to the substantive rank of Major General are, however, to cease wearing the badge.

4024. Lanyards

a. **Lanyard, Blue, Officers' Pattern**. Braid of viscose rayon on cotton core. One end constructed with a loop closed with a Turk's head knot. Length of lanyard shall be no less than 800mm to be worn looped over the left shoulder. The running end is to be passed into the left side of the breast pocket and not allowed to hang loosely in a bight.

b. **Unit Lanyards.** Coloured lanyards are worn on the right shoulder in an ordinary loop with the running end passed directly into the right side of the breast pocket without forming a bight. All ranks on the posted strength of the following units are to wear a coloured lanyard with certain forms of dress as stated:

Unit	Lanyard Colour(s)
Headquarters 3 Commando Brigade RM	Green
43 Commando Fleet Protection Group RM	Old gold on scarlet
Commando Logistics Regiment RM	Navy blue
Commando Helicopter Force	Light and dark blue
40 Commando RM	Light blue
42 Commando RM	White
45 Commando Group RM	Scarlet
Special Boat Service	Mid green, black and light blue
30 Commando Information Exploitation Group RM	Sand and green
47 Commando Raiding Group RM	Navy blue and scarlet
Royal Marines Reserve	Gold and green

ANNEX 40A

RM DRESS TABLES

1. 1A Dress - Regimental Blue Dress

a. Occasions for Wear.

(1) When receiving The Sovereign, other crowned heads or heads of state.

(2) When receiving royalty unless ordered to the contrary by the relevant senior officer.

(3) Full ceremonial state events as ordered.

(4) Inspections by Flag Officers and General Officers.

(5) Funerals, parades and other appropriate ceremonial events.

b. Description.

General Officers	Officers, WOs and SNCOs	Corporals and Marines
Cap (Note 2 and Note 9)	Cap/Wolseley pattern helmet (Note 2 and Note 3)	Cap/Wolseley pattern helmet (Note 2 and Note 9)
Blue high collar tunic (Note 10)	Blue tunic (Note 10)	Blue tunic
Blue trousers (Note 3)	Blue trousers (Note 3)	Blue trousers
White long-sleeved shirt	White long-sleeved shirt	Black socks
Black socks	Black tie (Note4)	Army pattern boots
Officer pattern boots	Officer pattern lanyard (Note 5)	White belt
General Officer's ceremonial sword	Black socks	Frog and bayonet (Note 6)
Crimson and gold sash	Officer pattern boots (Note 3)	Rifle (Note 6)
Gold shoulder cords	Sam Browne/WO sword belt/white belt/sash (Note 5)	Greatcoat (Note 1 and Note 2)
White gloves	Frog and bayonet (Note 6)	White gloves
Greatcoat (Note 1 and Note 2)	Sword/rifle (Note 6)	Braces
Braces	Greatcoat (Note1 and Note 2)	
	Gloves (Note 7)	
	Braces	

c. **Decorations/Medals.**

(1) Collar and/or broad riband.

(2) Up to 4 stars of orders.

(3) Up to 3 neck decorations.

(4) Medals.

d. **Rank Insignia.** See photographs at Annex 40D Para18 and Fig 40E-8.

Notes:

1. *Blue Corps pattern. Drawn from the loan pool in the RM Ceremonial Store at RMB Stonehouse. Greatcoat rank insignia photographed at Annex 40D Para 16. Blue tunics will not be worn under greatcoats, which will be worn with collars fastened up. RM Band Service follow the instructions in Annex 40G.*

2. *WP helmets and/or greatcoats to be worn when ordered.*

3. *Overalls, Wellington boots and silver spurs (i.e. Mounted Order) are no longer worn by Lt Cols and above, this includes Adjutants, Equerries, Military Assistants, Aides-de-Camp and Flag Lieutenants. All officers and WO1s wear officer pattern boots. WO2s and below wear Army pattern boots. Black shoes may be ordered in lieu of boots e.g. for indoor receptions or where paving/flooring is unsuitable for studded parade boots.*

4. *Officers only wear a tie. WO1s wear officer pattern lanyard.*

5. *Officers and WO1s wear a Sam Browne belt (highly waxed or polished in dark tan), which is always worn with a frog, whether carrying swords or not. WO2s wear a WO2's brown leather sword belt (highly waxed or polished in dark tan), and a scarlet sash. SNCOs wear a white belt with locket union and a scarlet sash. On certain occasions, e.g. indoor receptions, the senior officer may order that blue cloth belts are worn (usually without medals and gloves).*

6. *Swords/rifles are carried on parade or when ordered.*

(Continued)

Notes (Continued):

7. *WO2s, Drum and Bugle Majors on appointment and above wear brown cape gloves; the remainder wear white gloves. Gloves are normally worn on parade (all year round), when ordered and in winter. For those not on parade, gloves are not normally worn in summer (1 Apr to 30 Sep) and should normally be removed indoors.*

8. *For distinctions in RM Band Officers' Ceremonial Dress Uniform, see Para 4011 and Annex 40G.*

9. *Uniquely, the CTCRM King's Squad wear the peaked cap with the chin-stay down and a double white lanyard on the left shoulder. After the pass-out parade, the King's Squad, when ordered, may wear their green beret with blue dress on the day of the pass out parade only. On any occasion when peaked caps are worn, the relevant senior officer may order chin-stays to be worn down in high wind conditions, particularly afloat.*

10. *By exception, 4-Star Generals and Equerries to the Sovereign may wear a frock coat at appropriate events e.g. Royal Investitures.*

11. *For SBS No 1A Dress see Annex 40F.*

12. *When ordered, No 1A Dress (negative sword) may be worn without medals or gloves e.g. for Buckingham Palace garden parties and medal investitures.*

Figure 40A-1a. General Officer in No. 1 Dress

Photo to follow

Figure 40A-1b. Lt Col in No. 1A Regimental Blue Dress

Photo to follow

Figure 40A-1c. ADC in No. 1A Regimental Blue Dress (negative sword but with gloves)

Photo to follow

Figure 40A-1d. Junior officer in No. 1A Regimental Blue Dress with peaked cap, sword and glove

Figure 40A-1e. WO1 in No. 1A Regimental Blue Dress with peaked cap, sword and gloves

Figure 40A-1f. WO1 in No. 1A Regimental Blue Dress with peaked cap, cane and gloves

Figure 40A-1g. WO2 in No. 1A Regimental Blue Dress with peaked cap, sword and gloves

Figure 40A-1h. SNCO in No. 1A Regimental Blue Dress with peaked cap and gloves

Fig 40A-1i. Cpl in No. 1A Regimental Blue Dress with peaked cap, rifle and gloves

Fig 40A-1j. Mne in No. 1A Regimental Blue Dress with peaked cap and gloves

Figure 40A-1k. SNCO in No. 1A Regimantal Blue Dress (Greatcoat Order) with WP helmet and rifle

Figure 40A-1l. SNCO in No.1A Regimental Blue Dress (Greatcoat Order) with WP helmet and rifle (showing rank)

Figure 40A-1m. Junior Officer in No.1A Regimental Blue Dress with WP helmet

Figure 40A-1n. Warrant Officer in No.1A Regimental Blue Dress with cloth belt and shoes (without medals and gloves)

2. 1B Dress - Lovat Dress

a. Occasions for Wear.

(1) Inspections by Flag Officers and General Officers.

(2) Minor ceremonial occasions as an alternative to 1A Dress.

(3) Courts martial as appropriate.

(4) Other occasions as ordered.

b. Description.

Officers	WOs and SNCOs	Corporals and Marines
Beret (Note 1)	Beret (Note 1)	Beret (Note 1)
Lovat suit	Lovat suit	Lovat suit
Lanyards (Note 2)	Lanyard (Note 8 and Note 2)	Unit lanyard (Note 2)
Stone long sleeved shirt	Stone long sleeved shirt	Stone long sleeved shirt
Light khaki tie	Khaki drab tie	Khaki drab tie
Lovat/green socks (Note 7)	Socks combat general service	Socks combat general service
Sam Browne belt (Note 3)	Ceremonial belt/sash (Note 3)	White belt
Sword (Note 4)	Frog and bayonet (Note 4)	Frog and bayonet (Note 4)
Officer pattern boots	Sword/rifle (Note 4)	Rifle (Note 4)
Brown cape gloves	Army pattern/officer pattern boots (Note 5)	Army pattern boots
	Gloves (Note 6)	White gloves

c. Decorations/Medals.

(1) Up to 2 stars of orders.

(2) 1 neck decoration.

(3) Medals.

d. Rank Insignia. See photographs at Annex 40D Para 20.

Notes:

1. *Beret with anodized cap badge for Lt Cols and below. General Officers, Brigs and Cols wear embroidered Corps cap badge. The King's Squad wear peaked caps with chin-stay down.*

2. *Blue officer pattern lanyard is worn on the left shoulder by officers and WO1s. An appropriate unit lanyard is worn on the right shoulder by all ranks serving in an entitled unit.*

3. *Officers and WO1s wear a Sam Browne belt (highly polished or waxed in dark tan), which is always worn with a frog, whether with sword or not. WO2s wear a WO2's brown leather sword belt (highly polished or waxed in dark tan) and scarlet sash. SNCOs wear white belts and a scarlet sash.*

4. *Swords/rifles are carried on parade or when ordered if Lovat Dress is to be used as an alternative to No. 1A Blue Dress e.g. for unit parades commemorating Commando actions.*

5. *WO2s and below wear Army pattern boots. Black shoes may be ordered in lieu of boots e.g. for indoor receptions or where paving/flooring is unsuitable for studded parade boots.*

6. *WO2s, Drum and Bugle Majors on appointment and above wear brown cape gloves; the remainder wear white gloves. Gloves are normally worn on parade (all year round), when ordered and in winter. For those not on parade, gloves are not normally worn in summer (1 Apr to 30 Sep) and should normally be removed indoors.*

7. *Lovat coloured socks may be purchased, or socks combat general service worn.*

8. *WO1s wear light khaki tie and OP lanyard.*

9. *For SBS this uniform will be worn as No 1A Dress, as well as No 1B and No 1C Dress (SBS collar badges, SBS cap badge, SBS belt and SBS shoulder titles). See Annex 40F.*

Figure 40A-2a. General Officer in No. 1B Lovat Dress with Sam Browne and gloves

Photo to follow

Figure 40A-2b. Junior Officer in No. 1B Lovat Dress with Sam Browne, sword and gloves

Figure 40A-2c. WO1 in No. 1B Lovat Dress with Sam Browne and gloves

Figure 40A-2d. WO2 in No. 1B Lovat Dress with Sword Belt, sword and gloves wearing unit lanyard

Figure 40A-2e. SNCO in No. 1B Lovat Dress with white belt and gloves

Figure 40A-2f. Cpl in No. 1B Lovat Dress with white belt and gloves

Fig 40A-2g. King's Squad Rct in No. 1B Lovat Dress with peaked cap, white belt and gloves

3. 1C Dress - Lovat Undress

a. **Occasions for Wear.** Occasions of duty or minor ceremonial.

b. **Description.**

Officers	WOs and SNCOs	Corporals and Marines
Beret/cap (Note 1)	Beret/cap (Note 1)	Beret/cap (Note 1)
Lovat suit	Lovat suit	Lovat suit
Lanyards (Note 2)	Unit lanyard (Note 4)	Unit lanyard
Stone long sleeved shirt	Stone long sleeved shirt	Stone long sleeved shirt
Light khaki braided tie	Khaki drab tie (Note 4)	Khaki drab tie
Lovat/green socks (Note 3)	Socks combat general service	Socks combat general service
Lovat cloth belt	Lovat cloth belt	Cloth belt
Officer pattern shoes	Sash	Black shoes
	Black shoes (Note 5)	

c. **Decorations/Medals.** Medal ribbons (Note 6).

Notes:

1. *Beret with anodised badge for Lt Cols and below. General Officers, Brigs and Cols wear embroidered Corps cap badges. Band personnel wear caps (see Annex 40G).*

2. *Blue officer pattern lanyard on left shoulder plus appropriate unit lanyard on right shoulder.*

3. *Lovat coloured socks should be purchased, or socks combat general service worn.*

4. *WO1s wear light khaki tie and officer pattern lanyard.*

5. *WO1s wear officer pattern shoes.*

6. ***Medal Order.*** *Medals may be worn for certain occasions e.g. media events if ordered by the relevant senior officer.*

Figure 40A-3a. General Officer in No. 1C Lovat Undress

Photo to follow

Figure 40A-3b. Junior Officer in No. 1C Lovat Undress

Figure 40A-3c. Junior officer (ADC) in No. 1C Lovat Undress

Figure 40A-3d. WO1 in No. 1C Lovat Undress

Figure 40A-3e. WO2 in No. 1C Lovat Undress

Figure 40A-3f. SNCO in No. 1C Lovat Undress (Sash Order)

Figure 40A-3g. Mne in No. 1C Lovat Undress

Figure 40A-3h No. 1C Lovat Undress (Medal Order)

4. 2A Dress - Formal Evening Dress 'Mess Dress'

a. Occasions for Wear.

(1) Official or public balls, dinners and evening receptions of a formal nature.

(2) Full ceremonial evening events.

(3) Evening dances and entertainment.

b. Description.

Lt Colonels and Above (Note 5)	Other Officers	WOs and SNCOs	Corporals and Marines
Cap	Cap	Cap	Cap
Scarlet mess jacket (Note 4)	Scarlet mess jacket	Scarlet mess jacket	Blue tunic
Blue mess waistcoat	Blue mess waistcoat	Blue mess waistcoat	Blue trousers
White Marcella shirt (Note 3)	White Marcella shirt (Note 3)	White Marcella shirt	Blue cloth belt
Black bow tie	Blue mess trousers (Note 1)	Blue trousers	Black shoes
Blues mess trousers	Black bow tie	Black bow tie	Medals
Black socks	Black socks	Black socks	*(Optionally, JNCOs may wear white shirt, blue trousers, red cummerbund and black bow tie for mess dinners etc.)*
Officer pattern shoes	Officer pattern shoes	Black shoes	

c. Decorations/Medals.

(1) Broad riband.

(2) Up to 4 stars of orders.

(3) One neck decoration.

(4) Miniature medals.

d. **Rank Insignia.** See photographs at Annex 40D Para 21.

Notes:

1. *Overalls, Wellington boots and silver spurs are no longer worn by Royal Marines Officers.*

2. *Civilian equivalent dress is White Tie or Black Tie with medals and decorations as above.*

3. *Stiff-fronted shirt and wing collar (Wing Collar Order) is worn instead by Royal Equerries/Aides-de-Camp if acting in a Royal Household role when so required by Buckingham Palace or the relevant Royal Household.*

4. *Cols and above wear medals above the embroidered RM badge. Lt Cols and below wear medals below the Globe and Laurel badge.*

5. *2A and 2B Mess Dress are the same for Lt Col and above.*

Figure 40A-4a. General Officer in No. 2A Mess Dress

Photo to follow

Figure 40A-4b. Lt Colonel in No. 2A Mess Dress

Photo to follow

Figure 40A-4c. Junior officer in No. 2A Mess Dress

Figure 40A-4d. SNCO in No. 2A Mess Dress

Figure 40A-4e. Cpl in No. 2A Mess Dress

Figure 40A-4f. Cpl in No. 2A Mess Dress (Alternative Bow Tie Order)

5. 2B Dress - Formal Evening Dress 'Mess Undress'

a. Occasions For Wear.

(1) Dinner when 2A Dress is not appropriate e.g. for ladies' night dinners.

(2) Evening dances and entertainments.

b. Description.

Lt Colonels and Above	Other Officers	WOs and SNCOs	Corporals and Marines
Peaked cap or blue field service cap (Note 2)	Cap peaked cap or blue field service cap (Note 2)	Peaked cap (Note 2)	Peaked cap (Note 2)
Scarlet mess jacket (Note 5 and Note 6)	Scarlet mess jacket (Note 5)	Scarlet mess jacket (Note 5)	Blue tunic (Note 4)
Blue mess waistcoat	Blue mess waistcoat	Blue mess waistcoat	Blue trousers
White Marcella shirt	White Marcella shirt	White Marcella shirt	Cloth belt
Blue mess trousers (Note 3)	Blue mess trousers (Note 3)	Blue trousers (Note 3)	Black shoes
Black bow tie	Black bow tie	Black bow tie	Medals
Black socks	Black socks	Black socks	
Officer pattern shoes	Officer pattern shoes	Black shoes	

c. Decorations/Medals.

(1) Up to 2 stars of orders.

(2) One neck decoration.

(3) Miniature medals.

d. Rank Insignia. See photographs at Annex 40D Para 21.

Notes:

1. *Civilian equivalent is black tie with medals and decorations as above.*

2. *Peaked caps are not usually worn unless ordered to do so or by senior officer taking the salute. Blue RM field service caps (also known as side hats) are optional items that may be purchased by officers and worn in lieu of peaked caps with Mess Undress and Red Sea Rig. They are particularly recommended for wear at sea in order to protect peaked caps from damage or dirt from low deckheads.*

(Continued)

Notes (Continued):

3. *A kilt with sporran, kilt pin, long stockings, dirk and highland evening shoes may be worn by personnel in place of blue mess trousers, black socks and black shoes. Alternatively, appropriate tartan trews may be worn.*

4. When ordered, JNCOs *may, optionally, wear a plain white long-sleeved shirt, blue trousers, scarlet cummerbund and black bow tie in lieu of Regimental Blues for mess dinners etc.*

5. *Cols and above wear medals above the embroidered RM badge. Lt Cols and below wear medals below the Globe and Laurel badge.*

6. *Lt Cols and above may wear a discontinued RM Band cloak in inclement weather.*

Figure 40A-5a. General Officer in No. 2B Mess Undress

Figure 40A-5b. Officer in No. 2B Mess Undress

Figure 40A-5c. SNCO in No. 2B Mess Undress

Figure 40A-5d. Cpl in No. 2B Mess Undress

Figure 40A-5e. Cpl in No. 2B Mess Undress (Alternative Bow Tie Order)

6. 2C Dress - Informal Evening Dress 'Red Sea Rig'

a. **Occasions for Wear.** Informal evening uniform in ships and establishments.

b. **Description.**

Officers	WOs and SNCOs	Corporals and Marines
Peaked cap or blue field service cap (Note 2)	No. 3A Shirt Sleeve Order Lovat Dress is to be worn	No. 3A Shirt Sleeve Order Lovat Dress is to be worn
Shoulder rank boards (Note 1)	Desert boots when ordered	Desert boots when ordered
White short sleeved shirt with epaulettes	Unit lanyard to be worn	Unit lanyard to be worn
Red cummerbund		
Blue trousers (Note 3)		
Black socks		
Black officer pattern shoes		

c. **Decorations/Medals.** None.

d. **Rank Insignia for Officers.** See photographs at Annex 40D Para 22.

Notes:

1. *White shoulder boards (privately purchased) with anodized rank badges are optional. Alternatively, anodized rank badges should be worn on a white slide fitted over the epaulette.*

2. *Blue RM field service caps (also known as side hats) are optional items that may be purchased by officers and worn in lieu of peaked caps with Mess Undress and Red Sea Rig. They are particularly recommended for wear at sea in order to protect peaked caps from damage or dirt from low deckheads.*

3. *Not mess trousers. Blue day trousers that do not show rear points for braces above the cummerbund are to be worn. Officers may optionally purchase a pair of blue trousers in order to preserve their best trousers for wear in No 1A Dress (lightweight material is recommended in order that these trousers may also be worn in Red Sea Rig).*

Figure 40A-6a. Junior officer in No. 2C Dress (Red Sea Rig)

Figure 40A-6b. SNCO in No. 2C Dress

Figure 40A-6c. Cpl in No. 2C Dress

7. 3A Dress - General Duty Dress 'Half Lovats' (Shirt Sleeve Order)

a. **Occasions for Wear.** Semi-formal day rig worn in summer in headquarters, barracks and for day-to-day duties by personnel not involved in field training or manual work. Worn by all ranks as night clothing at sea in temperate climates although No.2C Red Sea Rig should be worn for appropriate formal functions when at sea. Worn by drill instructors for parade training. The recommended rig for Commanding Officer's orderly rooms and other minor regimental occasions in units.

b. **Description.**

Officers	WOs and SNCOs	Corporals and Marines
Beret/Cap (Note 1)	Beret (Note 1)	Beret/Cap (Note 1)
Stone short-sleeved shirt (Note 2)	Stone short-sleeved shirt (Note 2)	Stone short-sleeved shirt (Note 2)
Lanyards (Note 7)	Lanyards (Note 7)	Lanyard (Note 7)
Lovat trousers (Note 3)	Lovat trousers (Note 3)	Lovat trousers (Note 3)
Corps pattern belt (Note 6)	Corps pattern belt	Corps pattern belt (Note 6)
Bronze letter 'RM's (Note 4)	Bronze letters 'RM's (Note 4)	Bronze letter 'RM's (Note 4)
Lovat/combat socks/black socks	Lovat/combat socks/black socks	Lovat/combat socks/black socks
Officer pattern shoes (Note 5)	Black shoes (Note 5)	Black shoes (Note 5)

c. **Decorations/Medals.** None.

d. **Rank Insignia.** See photographs at Annex 40D Para 23.

Notes:

1. *Beret with anodized cap badge for Lt Cols and below. General Officers, Brigs and Cols wear appropriate embroidered Corps cap badges. The King's Squad wear peaked caps with chin-stay down.*

2. *Collar worn open.*

3. *Barrack dress trousers, not from suit.*

4. *Worn in shoulder strap. Officers also wear bronze rank insignia in strap or on slides.*

5. *When Drill Order is ordered, officer pattern/Army pattern boots are to be worn in lieu for parade training. WO1s wear officer pattern shoes (or boots for Drill Order). When worn as night clothing at sea, desert boots should be worn.*

(Continued)

Notes (Continued):

6. *Corps pattern belt to be worn with leather buckle over the left hip and silver buckle adjusted to fit centrally. When Drill Order is ordered, ceremonial belts (Sam Browne, WO2 leather belt or white belt) are to be worn in lieu for parade training.*

7. *All ranks wear unit lanyard (right shoulder) where appropriate. Officers and WO1s also wear an officer pattern lanyard (left shoulder).*

8. *Mandatory for wear as dress of the day within Navy Command HQ and Staff College (course instructors and students).*

Figure 40A-7a. Junior officer in No. 3A Dress

Figure 40A-7b. SNCO in No. 3A Dress

Figure 40A-7c. Cpl in No. 3A Dress

Figure 40A-7d. Rct in No. 3A Dress (Drill Order)

8. 3B Dress - General Duty Dress Summer 'Training Rig'

a. **Occasions for Wear.** Informal day rig worn in camp as dress of the day in barracks and for day-to-day duties in summer months and hot climates when engaged on military training or working party tasks (Note 8).

b. **Description.** This rig is based on the Tri-Service Personal Clothing System Combat Uniform (PCS-CU). It should not be worn with any item of CU20.

Officers	WOs and SNCOs	Corporals and Marines
Beret (Note 1)	Beret (Note 1)	Beret (Note 1)
PCS-CU combat jacket (Note 2)	PCS-CU combat jacket (Note 2)	PCS-CU combat jacket (Note 2)
PCS-CU combat trousers (Note 4)	PCS-CU combat trousers (Note 4)	PCS-CU combat trousers (Note 4)
Rank slides (Note 3)	Rank slides (Note 3)	Rank slides (Note 3)
Combat socks	Combat socks	Combat socks
Boots (Note 5)	Boots (Note 5)	Boots (Note 5)
Belt (Note 6)	Belt (Note 6)	Belt (Note 6)

c. **Decorations/Medals.** None.

d. **Wearing of Badges on PCS CU.** See guidance relating to No. 4/4C/4T Dress.

Notes:

1. *With bronze badge.*

2. *Worn tucked inside combat trousers with sleeves rolled up above the elbow. Patches are always to be worn over the Velcro squares, which are never to be left uncovered. 'Royal Marines Commando' shoulder flashes are to be worn on both shoulders by entitled personnel. The RN Tactical Ensign is to be worn on the left arm patch. Personnel serving in entitled formations are to wear the appropriate formation flash on the right arm patch. Company logos are not to be worn. T-shirts are not to be worn underneath the PCS-CU combat jacket.*

3. *Black on green rank slides are to be worn.*

4. *Worn with elastics (not supplied) around top of boot.*

5. *One of the approved designs of brown combat boot is to be worn.*

(Continued)

Notes (Continued):

6. *PCS-CU web belt.*

7. *PCS-CU windproof smocks or waterproof clothing may be worn over this rig as ordered/required. Belts are not to be worn over windproof smocks. Windproof smock cords should be drawn tight.*

8. *Shirts may be worn outside of trousers when in tropical climates, as ordered.*

Figure 40A-8a. Junior officer in No. 3B Dress

Figure 40A-8b. WO2 in No. 3B Dress

Figure 40A-8c. Cpl in No. 3B Dress (Waterproofs Order)

Figure 40A-8d. Cpl in No. 3B Dress (Windproof Smock Order)

9. 3C Dress - General Duty Rig 'Half Lovats' (Winter Order)

a. **Occasions for Wear.** Semi-formal day rig worn in winter in headquarters, barracks and for day-to-day duties by personnel not involved in field training or manual work. Worn by drill instructors for parade training. The recommended rig for Commanding Officer's orderly rooms and other minor regimental occasions in units.

b. **Description.**

Officers	WOs and SNCOs	Corporals and Marines
Beret (Note 1)	Beret (Note 1)	Beret (Note 1)
Stone long-sleeved shirt (Note 2)	Stone long-sleeved shirt (Note 2)	Stone long-sleeved shirt (Note 2)
Lovat trousers (Note 3)	Lovat trousers (Note 3)	Lovat trousers (Note 3)
Corps pattern belt (Note 6)	Corps pattern belt (Note 6)	Corps pattern belt (Note 6)
Lovat/combat socks/black socks	Lovat/combat socks/black socks	Lovat/combat socks/black socks
Jersey wool heavy (Note 7)	Jersey wool heavy (Note 7)	Jersey wool heavy (Note 7)
Officer pattern shoes (Note 4)	Black shoes (Note 4	Black shoes (Note 4)

c. **Decorations/Medal.** None.

Notes:

1. *Beret with anodized cap badge for Lt Cols and below. General Officers, Brigs and Cols wear appropriate embroidered Corps cap badges. The King's Squad wear peaked caps with chin-stay down.*

2. *Collar worn open.*

3. *Barrack dress trousers, not from suit.*

4. *When Drill Order is ordered, officer pattern/Army pattern boots are to be worn in lieu for parade training. WO1s wear officer pattern shoes (or boots for Drill Order).*

5. *Corps pattern belt to be worn through lovat trouser belt loops with leather buckle over the left hip. When Drill Order is ordered, ceremonial belts (Sam Browne, WO2 leather belt or white belt) are to be worn additionally over the jersey wool heavy for parade training.*

6. *Mandatory for wear as dress of the day within Navy Command HQ, Staff College (course instructors and students).*

7. *The jersey wool heavy may require a piece of string/cord inserted into the collar to ensure it remains tight and smart.*

Figure 40A-9a. Junior officer in No. 3C Dress

Figure 40A-9b. WO2 in No. 3C Dress

Figure 40A-9c. Cpl in No. 3C Dress

Figure 40A-9d. King's Squad Rct in No. 3C Dress (Drill Order)

Figure 40A-9e. No. 3C Dress showing commando flash and para wings.

10. 3D Dress - General Duty Dress 'Winter Training Rig'

a. **Occasions for Wear.** Informal day rig worn as dress of the day in barracks and for day-to-day duties in winter months and cold climates when engaged on military training or working party tasks.

b. **Description.** This rig is based on the Tri-Service Personal Clothing System-Combat Uniform (PCS-CU). It should not be worn with any item of CU20.

Officers	WOs and SNCOs	Corporals and Marines
Beret (Note 1)	Beret (Note 1)	Beret (Note 1)
PCS-CU combat jacket (Note 6 and Note 7)	PCS-CU combat jacket (Note 6 and Note 7)	PCS-CU combat jacket (Note 6 and Note 7)
PCS-CU combat trousers (Note 2)	PCS-CU combat trousers (Note 2)	PCS-CU combat trousers (Note 2)
Jersey wool heavy	Jersey wool heavy	Jersey wool heavy
Rank slides (Note 3)	Rank slides (Note 3)	Rank slides (Note 3)
Combat socks	Combat socks	Combat socks
Boots (Note 4)	Boots (Note 4)	Boots (Note 4)
Belt (Note 5)	Belt (Note 5)	Belt (Note 5)

c. **Decorations/Medals.** None.

d. **Wearing of Badges on PCS-CU.** See guidance relating to No. 4/4C/4T Dress.

Notes:

1. *With bronze badge.*

2. *Worn with elastics (not supplied) around top of boot.*

3. *Black on green rank slides are to be worn.*

4. *One of the approved designs of brown combat boot is to be worn.*

5. *PCS-CU web belt.*

6. *PCS-CU windproof smocks or waterproof clothing may be worn over this rig as ordered/required. Belts are not to be worn over windproof smocks. Windproof smock cords should be drawn tight.*

7. *Sleeves should be rolled down when worn with a jersey wool heavy.*

Figure 40A-10a. Officer in No. 3D Dress

Figure 40A-10b. WO2 in No. 3D Dress (Windproof Smock Order)

Figure 40A-10c. Cpl in No. 3D Dress (Windproof Smock Order)

Figure 40A-10d. Cpl in No. 3D Dress (Waterproofs Order)

Figure 40A-10e. No. 3 Dress with Commando Flashes, RN Tactical Ensign and Formation Flash

Figure 40A-10f. No. 3D Dress (Jersey Wool Heavy Order)

11. 3E Dress - Commando Uniform 2020 (CU20)

a. **Occasions for Wear.** Informal day rig worn in camp as dress of the day in barracks and for day-to-day duties when engaged on military training or working party tasks. Dress standards will vary dependent upon the nature of the task and environmental conditions. CU20 garments, except for waterproofs, will not be worn in a 'mixed rig' configuration with PCS shirts, trousers, belt or combat jacketbookmark://_bookmark40/. CU20 (Field and Combat), however, may be worn interchangeably when justified by operational/tactical-training requirements. **Note:** CU20 will equate to RN dress number 3 and 4 as the principle daily working rig for all RM ranks (RNTM 04-008/20 dated 10 Nov 20 refers).

b. **Description.** CU20 is distinct from PCS: it uses the Multicam pattern as opposed to PCS which incorporates Multi Terrain Pattern but it retains a similar colour palette and similar shapes. CU20 has improved durability; improved drying time; improved ergonomics; and improved interoperability. Personnel not entitled to CU20 will continue to wear PCS, incorporating some amendments to insignia.

All Ranks
Beret (Note 1)
CU20 field shirt (Notes 2-5)
CU20 field trousers (Note 7)
CU20 utility jacket (Note 9)
Rank slides (Note 6)
Combat socks
Boots (Note 8)
Utility belt

c. **Decorations/Medals.** None.

d. **Wearing of Badges on CU20.** See Note 2.

Notes:

1. *With bronze badge.*

2. *Only CU20 insignia (including red on blue commando flashes, small para wings and reduced King's Badge) will be worn on CU20. Formation patches will only be worn on the right arm in lieu of the UK Commando Force dagger . CU20 insignia should be removed from CU20 items prior to laundering in order to prolong their usable life-span. Nothing should be sewn, glued or otherwise affixed to CU20. Insignia may be removed in tactical situations when ordered. As a principle, SQ badges will not be worn on CU20 unless there is a compelling justification. In cases where non-CU20 insignia do not fit, individuals should approach the relevant procurement authority.*

(Continued)

Notes: (Continued)

3. *RN Tactical Ensign. A black on green Velcro RN Ensign is to be worn centrally on the upper left arm and on the bottom of the Velcro patch (CU20 shirt) – see Fig 40A-10e and Fig 40A-11c. On the CU20 utility jacket, the placement of the lower badge is to have the top edge lined with the stitched cross on the Velcro – see Fig 40A-11k.*

4. *Shirts may be worn untucked in hot environments when ordered by the chain of command.*

5. *CU20 Shirts should not be worn over a t-shirt unless SME advice makes specific recommendation for environmental or other reasons.*

6. *CU20 can be worn with the Jersey Wool Heavy (JWH) but there will be no change to the insignia worn on the JWH.*

7. *Black on green rank slides are to be worn.*

8. *In-built trouser ties or elastic twisters will be used at the trouser 'cuffs' in all dress standards. Elastics will not be worn.*

9. *One of the approved designs of brown combat boot is to be worn.*

10. *The CU20 utility jacket may be worn over any combination of field tactical dress if prevailing conditions justify, the elastic draw cord is to be used.*

11. *PCS waterproof clothing may be worn over over any combination of field tactical dress if prevailing conditions justify.*

12. *The subdued RN Ensign patch is to be always worn on the left sleeve. For any loan service or service with other organisations, regardless of where they wear organisational patches; Royal Marines will only wear these on the right sleeve.*

Figure 40A-11a. Marine in No. 3E Dress (Routine Temperate Order)

Figure 40A-11b. Marine in No. 3E Dress (Temperate Tactical Oder)

Figure 40A-11c. No. 3E Dress Shirt with Insignia

Figure 40A-11d. Marine in No. 3E Dress (Temperate Tactical Order - Top Button Fastened)

Figure 40A-11e. Marine in No. 3E Dress (Jersey Wool Heavy Order)

Figure 40A-11f. Marine in No. 3E Dress (Utility Jacket Oder)

Figure 40A-11g. No. 3E CU 20 Jacket – Right Sleeve (Non-Para Trained, not in Bde Unit)

Figure 40A-11h. No. 3E CU 20 Jacket – Right Sleeve (Non-Para Trained, in Bde Unit)

Figure 40A-11i. No. 3E CU 20 Jacket – Right Sleeve (Para Trained, in Bde Unit)



Figure 40A-11j. No. 3E CU 20 Jacket – Right Sleeve (Para Trained, not in Bde Unit)

Figure 40A-11k. No. 3E CU 20 Jacket – Left Sleeve (All ranks – RN Ensign patch is not to be removed)

Figure 40A-11l. No. 3E CU 20 Shirt – Right Sleeve (Non-Para Trained, not in Bde Unit)

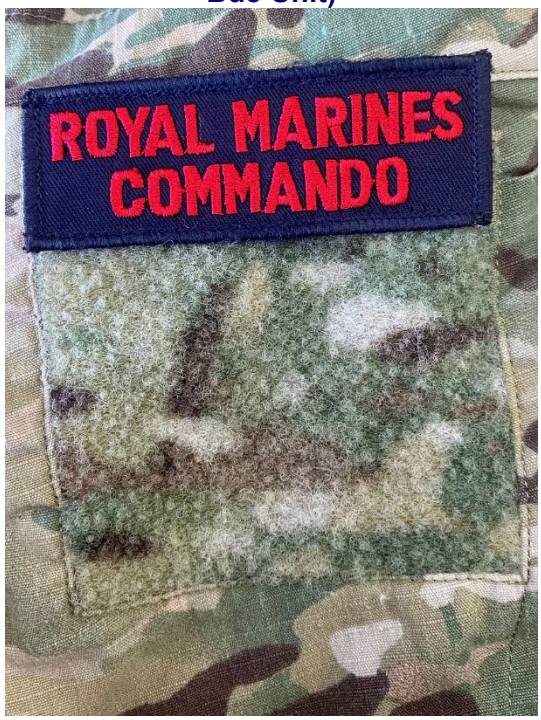

Figure 40A-11m. No. 3E CU 20 Shirt – Right Sleeve (Non-Para Trained, in Bde Unit)

Figure 40A-11n. No. 3E CU 20 Shirt – Right Sleeve (Para Trained, in Bde Unit)



Figure 40A-11o. No. 3E CU 20 Shirt – Right Sleeve (Para Trained, not in Bde Unit)

Figure 40A-11p. No. 3E CU 20 Shirt – Left Sleeve (All ranks – RN Ensign patch is not to be removed)

Figure 40A-11q. Loan/Exchange/Other Formation No. 3E CU 20 Shirt

Right Sleeve Formation Patch

Left Sleeve RN Ensign Patch

Figure 40A-11r. Loan/Exchange/Other Formation No. 3E CU 20 Shirt

Right Sleeve, Left Sleeve (Para trained)

Left Sleeve RN Ensign Patch

Figure 40A-11s. No. 3E CU 20 Jacket – Right Sleeve (Non-Para Trained, not in Bde Unit)

Figure 40A-11t. No. 3E CU 20 Jacket – Right Sleeve (Non-Para Trained, in Bde Unit)

Figure 40A-11u. No. 3E CU 20 Jacket – Right Sleeve (Para Trained, in Bde Unit)

Figure 40A-11v. No. 3E CU 20 Jacket – Right Sleeve (Para Trained, not in Bde Unit)

Figure 40A-11w. No. 3E CU 20 Jacket – Left Sleeve (All ranks – RN Ensign patch is not to be removed)

Figure 40A-11x. No. 3E CU 20 Shirt – Right Sleeve (Non-Para Trained, not in Bde Unit)

Figure 40A-11y. No. 3E CU 20 Shirt – Right Sleeve (Non-Para Trained, in Bde Unit)

Figure 40A-11z. No. 3E CU 20 Shirt – Right Sleeve (Para Trained, in Bde Unit)



Figure 40A-11aa. No. 3E CU 20 Shirt – Right Sleeve (Para Trained, in Bde Unit)

Figure 40A-11ab. No. 3E CU 20 Jacket – Right Sleeve (Non-Para Trained, in Bde Unit)

Figure 40A-11ac. No. 3E CU 20 Jacket – Right Sleeve (Para Trained, in Bde Unit)

Figure 40A-11ad. No. 3E CU 20 Jacket – Right Sleeve (Para Trained, not in Bde Unit)

e. **Wearing of Badges on Warm Weather CU20.**

Figure 40A-11ae. WW CU20 Shirt – Left Sleeve, with Commando Flash, Kings Badge, and RN Ensign Patch (always worn).

Figure 40A-11af. WW CU20 Shirt – Right Sleeve with Commando Flash, Para Wings and CF patch.

Figure 40A-11ag. WW CU20 Shirt – Left Sleeve, with Commando Flash and RN Ensign Patch (always worn).

Figure 40A-11ah. WW CU20 Shirt – Right Sleeve with Commando Flash and Para Wings.

Figure 40A-11ai. WW CU20 Shirt – Left Sleeve, with Commando Flash and RN Ensign Patch (always worn).

Figure 40A-11aj. WW CU20 Shirt – Right Sleeve with Commando Flash and CF Patch.

Figure 40A-11ak. WW CU20 Shirt – Right Sleeve, Commando Flash with Foreign / Loan service* (non-para trained) (always worn). (See Note 12)

Figure 40A-11al. WW CU20 Shirt – Right Sleeve, Commando Flash with Foreign / Loan service and Para Wings.

12. 4/4C/4T Dress - Combat Dress 'Combats'/Cold Weather Combats/Tropical Combats

a. **Occasions for Wear.** When deployed on operations and exercise, according to climate.

b. **Description.**

No. 4 Dress - All Ranks	No. 4C Dress - All Ranks	No. 4T Dress - All Ranks
Helmet/Beret (Note 1)	Helmet/ECW cap (Note 1)	Jungle hat/beret (Note 1)
T shirt (Note 2)	ECW underwear (Note 1)	Jungle boots (Note 5)
PCS-CU under body armour combat shirt [UBACS] (Note 2 and Note 8)	Norwegian shirt	PCS CU tropical combat jacket or PCS-CU under body armour combat shirt [UBACS] (Note 1 and Note 8)
Fleece (Note 2)	Fleece (Note 1 and Note 2)	PCS CU tropical combat trouser (Note 3)
PCS-CU combat trousers (Note 4)	PCS CU windproof smock (Note 2 and Note 8)	Combat socks
Combat socks	Windproof trousers	Belt (Note 5)
Rank slides (Note 7)	Rank slides (Note 7)	Rank slides (Note 7)
PCS CU windproof smock (Note 2 and Note 8)	Ski boots (Note 2 and Note 6)	
Combat boots (Note 3 and Note 6)	PCS CU windproof trousers	
Belt (Note 5)	Camouflage white smock and over-trousers (Note 1)	
Gloves (Note)	ECW gaiters	
	ECW glove assembly (Note 2)	
	Belt (Note 5)	

c. **Decorations/Medals.** None.

d. **Wearing of Badges on PCS-CU.** Badges are to be worn as follows:

(1) Black on green, but not CU20 red on blue, 'Royal Marines Commando' or 'Royal Marines Band Service' shoulder flashes are to be worn by entitled personnel at the top of the shoulder on both arms. They are to be sewn directly onto the following:

(a) Combat Jacket.

(b) Windproof Smock.

(c) UBAC Shirt.

(2) A black on green 'King's Badge' or 'Prince's Badge' is to be worn by entitled personnel immediately below the shoulder flash on the left arm of the combat jacket. It is to be sewn directly onto the combat jacket. Due to design constraints, these badges are not to be worn on windproof smocks or items of PCS CU other than the combat jacket.

(3) A black on green parachute wings qualification badge is to be worn by entitled personnel immediately below the shoulder flash on the right arm of the combat jacket. (Existing pattern badges may be worn until black on green parachute wings are issued.) It is to be sewn directly onto the combat jacket. This may be of regular, SF or SFC design as appropriate to the individual's qualification. Parachute wings may also be worn on windproof smocks when they are to be sewn onto the top pocket of the right arm blanking patch. Foreign parachute wings may be worn just above the top right breast pocket on combat uniforms, but only when serving with the Armed Forces that awarded the wings.

(4) Pocket blanking patches are provided to be worn over the Velcro squares on both sleeves of the combat jacket and windproof smock. The RN Tactical Ensign is to be worn centrally on the left arm and one of the following formation flashes is to be worn on the centre of the right arm blanking patch by personnel serving in relevant formations or units:

(a) **3 Cdo Bde RM units.** CU20 version of the 3 Cdo Bde RM formation flash (a black commando knife on a green background).

(b) **FOST and COMUKLS staffs.** Amphibious assault flash.

(c) **PJHQ staff.** PJHQ flash.

(5) Black on green pilot's badges may be worn by entitled personnel on the left breast of the combat jacket and the windproof smock.

Notes:

1. *As required/ordered. Beret worn with bronze cap badge.*

2. *Appropriate to environment.*

3. *One of the approved designs of brown combat boot is to be worn.*

4. *Waterproofs may be worn as ordered/required.*

5. *PCS-CU web belt.*

6. *Worn with elastics (not supplied) around top of boot.*

(Continued)

Notes: (Continued)

7. *Black on green rank slides are normally to be worn. However, if ordered by the theatre commander for operations, sand on MTP rank slides are to be worn in lieu.*

8. *Windproof smock cords should be drawn tight. Patches are always to be worn over the Velcro squares on the outermost garment, which are never to be left uncovered. 'Royal Marines Commando' shoulder flashes are to be worn on both shoulders by entitled personnel. Left arm patches are always to include the Union Flag at the top. Personnel serving in entitled formations are to wear the appropriate formation flash underneath the Union Flag on the left arm patch. Company logos are not to be worn.*

9. *Combat Dress may be worn with:*

a. Fighting Order (web belt with pouches and yoke as ordered).

b. Patrol Order (Fighting Order plus daysack as ordered).

c. Marching Order (Fighting Order plus large pack as ordered).

Figure 40A-12a. Junior officer in No. 4 Combat Dress with beret

Figure 40A-12b. No. 4C Cold Weather Combat Dress (ECW Cap Order)



13. 4A Dress - Commando Uniform 2020 (CU20) Combat Dress

a. **Occasions for Wear.** CU20 Combat dress will be worn for Dismounted Close Combat training and operations. Dress standards will vary dependent on the nature of the task and environmental considerations. CU20 garments, except for waterproofs, will not be worn in a 'mixed rig' configuration with PCS shirts, trousers, belt or combat jacketbookmark://_bookmark40/. CU20 (Field and Combat), however, may be worn interchangeably when justified by operational/tactical-training requirements.

b. **Description.** CU20 is distinct from PCS: it uses the Multicam pattern as opposed to PCS which incorporates Multi Terrain Pattern but it retains a similar colour palette and similar shapes. CU20 has improved durability; improved drying time; improved ergonomics; and improved interoperability. Personnel not entitled to CU20 will continue to wear PCS, incorporating some amendments to insignia.

All Ranks
Beret (Note 1)
CU20 combat shirt (Notes 2-5)
CU20 combat trousers (Note 7)
CU20 utility jacket
Rank slides (Note 6)
Combat socks
Boots (Note 8)
Utility belt

c. **Decorations/Medals.** None.

d. **Wearing of Badges on CU20.** See Note 2.

Notes:

1. *With bronze badge.*

2. *Only CU20 insignia (including red on blue commando flashes, small para wings and reduced King's Badge) will be worn on CU20. Formation patches will be worn on the right arm and the RN Tactical Ensign will be worn on the left arm. CU20 insignia should be removed from CU20 items prior to laundering in order to prolong their usable life-span. Nothing should be sewn, glued or otherwise affixed to CU20. Insignia may be removed in tactical situations when ordered.*

(Continued)

Notes: (Continued)

3. *Shirts may be worn untucked in hot environments when ordered by the chain of command. Zips can be worn open or closed. Velcro cuffs should not be folded over.*

4. *CU20 Shirts should not be worn over a t-shirt unless SME advice makes specific recommendation for environmental or other reasons.*

5. *CU20 can be worn with the Jersey Wool Heavy (JWH) but there will be no change to the insignia worn on the JWH.*

6. *Black on green rank slides are to be worn.*

7. *In-built trouser ties or elastic twisters will be used at the trouser 'cuffs' in all dress standards. Elastics will not be worn.*

8. *One of the approved designs of brown combat boot is to be worn.*

9. *In cold environments, additional insulating layers are worn in accordance with personal issue and the tactical/environmental requirements. With the exception of a JWH, a Multicam or PCS outer is required at all times.*

10. *PCS waterproof clothing may be worn over this rig as ordered/required.*

Figure 40A-13a. Marine in No. 4A Dress (Temperate Order)

Figure 40A-13b. Marine in No. 4A Dress (Temperate Order with Utility Jacket)

14. 5 Dress - Specialist Working Rigs

a. **Occasions for Wear.** Job specific working rigs worn at sea and ashore.

b. **Description. All Ranks.** Occupational working rigs worn at sea and ashore for specific tasks (e.g. chefs, divers, aircrew etc.)

c. **Decorations/Medals.** None.

Figure 40A-14a. Aircrew in No. 5 Dress

Figure 40A-14b. Chef in No. 5 Dress

Figure 40A-14c. Vehicle Mechanic in No. 5 Dress

15. 1AW Dress - Tropical Ceremonial Dress

a. **Occasions for Wear.**

(1) When receiving The Sovereign, other crowned heads or heads of state in tropical climates.

(2) When receiving royalty unless ordered to the contrary by the relevant senior officer.

(3) Full ceremonial state events as ordered.

(4) Inspections by Flag Officers and General Officers.

(5) Funerals, courts martial, parades and other appropriate ceremonial events.

b. **Description.**

Officers entitled to Tropical White Full Dress (Note 1)	Officers (Stone Prestige Suit Order) (Note 9)	Officers (Note 10)	WOs, SNCOs, Corporals and Marines
Cap	Wolseley pattern helmet/cap (Note 5)	Wolseley pattern helmet/cap (Note 5)	Wolseley pattern helmet/cap (Note 5)
White high-collar tunic (Note 2)	Stone Prestige Suit tunic	Stone bush jacket	Stone bush jacket
Blue trousers (Note 3)	Stone Prestige Suit trousers	Stone No. 6 trousers	Stone No. 6 trousers
Black socks	Officer pattern boots	Officer pattern boots	Army pattern boots
Officer pattern boots or black shoes (Note 3)	Anodized rank badges /letters 'RM'	Anodized rank badges /Letters 'RM'	Anodized rank badges /Letters 'RM'
White gloves	Stone socks	Stone socks	Stone socks
Full dress sword assembly with waist sash (Note 4)	Gloves (Note 6)	Gloves (Note 6)	Gloves (Note 6)
Sword (Note 4)	Lanyards (Note 7)	Lanyards (Note 7)	Lanyards (Note 7)
	Sam Browne belt	Sam Browne belt	Ceremonial belt (Note 8)
	Sword (Note 4)	Sword (Note 4)	Frog and bayonet
	Stone long-sleeved shirt		Sword/rifle (Note 4)
	Light khaki tie		

c. **Decorations/Medals.**

(1) Collar and/or broad riband.

(2) Up to 4 stars of orders.

(3) Up to 3 neck decorations.

(4) Medals.

Notes:

1. *The following personnel are entitled to Tropical White Full Dress (Half Whites): certain overseas Defence Attachés and General Officers with their Military Assistants/Aides-de-Camp, as required, in exceptional circumstances. The uniform is normally only required for those required to attend major ceremonial occasions in tropical Commonwealth countries (e.g. ANZAC Day ceremonies in Canberra, Australia) and the USA. The uniform is to be routinely issued to the Commandant General Royal Marines and his personal staff and additionally to the Corps RSM.*

2. *All officers except General Officers wear white cloth shoulder straps and anodized badges of rank (Brigs to wear anodized badges of rank on white rank slide). General Officers wear gold embroidered shoulder boards. General Officers wear* solid silver globe in gold braided laurel wreath collar*. Brigs and below wear anodized officer pattern collar badges. General Officers wear 20mm RM anodized buttons. All others wear 25mm RM anodized buttons. Gold on extra dark navy badges may be worn mounted on Velcro patches by appropriately entitled personnel.*

3. *Except for the RM Band who wear white trousers, RM General Service personnel wear blues trousers with either officer pattern boots or black shoes, depending on the climate and the level of ceremonial event.*

(Continued)

Notes: (Continued)

4. *General Officers wear a General Officers' full-dress sword with Army No. 1 pattern General Officer's gold and crimson cord sword knot, metal scabbard, ceremonial sword belt assembly with long and short Army No. 1 pattern gold and crimson sword slings and gold and crimson waist sash. Brigs and Cols wear a RM (infantry) pattern sword with Army No. 2 pattern long gold cord sword knot, metal scabbard, ceremonial sword belt assembly with long and short Army No. 2 pattern sword slings and crimson sash. Other officers and WO1s wear a RM (infantry) pattern sword with Army No. 3 pattern gold ribbon sword knot (worn long for Lt Cols and above plus Equerries, ADCs and Adjutants or short for all others), metal scabbard, ceremonial sword belt assembly with long and short Army No. 3 pattern sword slings and crimson sash.*

5. *Helmet if ordered for wear on ceremonial parades.*

6. *White, or brown cape for officers and warrant officers (only when armed).*

7. *Blue officer pattern for officers and WO1s, plus unit lanyard.*

8. *WO1s wear Sam Browne belts. WO2s wear WO2 pattern brown leather sword belt and sword slings. WO2s and SNCOs wear scarlet sashes.*

9. *Stone Prestige Suits (Army No. 4 Dress) are issued to officers serving in staff appointments, as Defence Attaches or in ships' detachments. Stone Prestige Suits are not to be worn by officers on parade with troops: when on parade with troops, officers are to wear stone bush jackets.*

10. *Stone bush jacket suits are tri-service items also known as Army No. 6 Dress.*

Figure 40A-15a. General Officer in No. 1AW Dress (White Full Dress)

Photo to follow

Figure 40A-15b. General Officer in No. 1AW Dress (Stone Prestige Suit Order)

Photo to follow

Figure 40A-15c. Junior Officer in No. 1AW Dress (Cap and short sword knot)



Figure 40A-15d. SNCO in No. 1AW Dress (Cap)

16. 1BW Dress - Tropical Formal Dress

a. Occasions for Wear.

(1) Inspections by Flag and General Officers in tropical climates.

(2) Ceremonial exchange visits as an alternative to No.1AW Dress.

(3) Funerals and Courts Martial.

(4) Other occasions as ordered.

b. Description.

Officers (Stone Prestige Suit Order) (Note 1)	Officers and WO1s	WO2s, NCOs and Marines
Beret	Beret	Beret
Stone Prestige Suit tunic	Stone bush jacket	Stone bush jacket
Stone Prestige Suit trousers	Stone No 6 trousers	Stone No 6 trousers
Stone long-sleeved shirt	Anodized rank badges/Letters 'RM'	Anodized rank badges/letters 'RM'
Light khaki tie	Lanyards (Note 2)	Lanyards (Note 2)
Anodized rank badges/letters 'RM'	Sam Browne belt	WO2 ceremonial leather belt or white belt
Lanyards (Note 2)	Officer pattern boots	Army pattern boots
Sam Browne belt	Sword and brown cape gloves (Note 3)	Sword and brown cape gloves (Note 3) for WO2s or rifle and white gloves
Officer pattern boots	Stone socks	Stone socks
Sword and brown cape gloves (Note 3)		
Stone socks		

c. Decorations/Medals.

(1) Up to 2 stars of orders.

(2) One neck decoration.

(3) Medals.

Notes:

1. *Stone Prestige Suits (Army No. 4 Dress) are issued to officers serving in staff appointments, as Defence Attaches or in ship's detachments. Stone Prestige Suits are not to be worn by officers on parade with troops: when on parade with troops, officers are to wear stone bush jackets.*

2. *Officer pattern navy blue lanyard worn by officers and WO1s on left shoulder. Unit lanyards worn by entitled personnel of all ranks on right shoulder.*

3. *Swords and gloves may be ordered if attending or participating in a commando parade when troops are carrying weapons in No. 1BW Dress.*

Figure 40A-16a. General Officer in No. 1BW Dress (Beret and Stone Prestige Suit Order with sword and gloves)

Photo to follow

Figure 40A-16b. Junior officer in No. 1BW Dress (Beret and Stone Bush Jacket Order with sword and gloves)

17. 1CW Dress/Tropical Undress

a. **Occasions for Wear**. Occasions of duty or minor ceremonial in tropical climates.

b. **Description.**

Officers (Stone Prestige Suit Order) (Note 1)	Officers and WO1s	WO2s, NCOs and Marines
Beret	Beret/Cap	Beret
Stone Prestige Suit jacket	Stone bush jacket	Stone bush jacket
Stone Prestige Suit trousers	Stone No. 6 trousers	Stone No.6 trousers
Stone Long-sleeved shirt	Anodised rank badges/letters 'RM's	Anodised rank badges/letters 'RM's
Light khaki tie	Lanyards (Note 2)	Lanyards (Note 2)
Anodized rank badges/letters 'RM'	Stone cloth belt	Stone cloth belt
Lanyards (Note 2)	Officer pattern shoes	Black shoes
Stone cloth belt	Stone socks	Stone socks
Officer pattern shoes (Note 3)		
Stone socks		

c. **Decorations/Medals.** Medal ribbons.

Notes:

1. *Stone Prestige Suits (Army No. 4 Dress) are issued to officers serving in staff appointments, as Defence Attaches or in ships' detachments. Stone Prestige Suits are not to be worn by officers on parade with troops: when on parade with troops, officers are to wear stone bush jackets.*

2. *Officer pattern navy blue lanyard worn by officers and WO1s on left shoulder. Unit lanyards worn by entitled personnel of all ranks on right shoulder.*

3. *Desert boots may be worn as an alternative to black shoes if issued and ordered by the relevant senior officer.*

Figure 40A-17a. Junior officer (ADC) in No. 1CW Dress (with desert boots)

Figure 40A-17b. Junior officer in No. 1CW Dress

Figure 40A-17c. SNCO in No. 1CW Dress

Figure 40A-17d. Cpl in No. 1CW Dress

18. 2AW Dress - Formal Evening Dress 'Tropical Mess Dress'

a. **Occasions for Wear.**

(1) Official or public balls, dinners and evening receptions of a formal nature in tropical climates.

(2) Full ceremonial evening events in tropical climates.

b. **Description.**

Lt Colonels and Above	Other Officers	WOs and SNCOs	Corporals and Marines
Cap	Cap	Cap	Cap
White mess jacket (Note 2 and Note 5)	White mess jacket (Note 2 and Note 5)	White mess jacket (Note 5)	Stone bush jacket tunic
White mess waistcoat	White mess waistcoat	White mess waistcoat	Stone No 6 trousers
White Marcella shirt (Note 3)	White Marcella shirt (Note 3)	White Marcella shirt	Stone cloth belt
Black bow tie	Blue mess trousers (Note 4)	Blue trousers	Black shoes
Blue mess trousers	Black bow tie	Black bow tie	Medals
Black socks	Black socks	Black socks	*(Optionally JNCOs may wear white shirt, blue trousers, scarlet cummerbund and black bow tie for mess dinners etc.)*
Officer pattern shoes	Officer pattern shoes	Black shoes	

c. **Decorations/Medals.**

(1) Broad riband.

(2) Up to 4 stars of orders.

(3) One neck decoration.

(4) Miniature medals.

Notes:

1. *The civilian equivalent is Tropical White Tie or Black Tie with miniature medals and decorations as above.*

2. *White mess jackets are fitted with left and right epaulettes for Cols and above. Left or right epaulettes are fitted if aiguillettes are worn.*

3. *Stiff fronted shirt and wing collar (Wing Collar Order) is worn instead by Royal Equerries/Aides-de-Camp if acting in a Royal Household role when so required by Buckingham Palace or the relevant Royal Household.*

4. *Overalls, Wellington boots and spurs are no longer worn.*

5. *Cols and above wear medals above the embroidered RM badge. Lt Cols and below wear medals below the Globe and Laurel badge.*

Figure 40A-18a. General Officer in No. 2AW Mess Dress

Photo to follow

Figure 40A-18b. Junior officer in No. 2AW Mess Dress

Figure 40A-18c. Cpl in No. 2AW Mess Dress (Alternative Bow Tie Order)

19. 2BW Dress - Semi Formal Evening Undress 'Tropical Mess Undress'

a. Occasions For Wear.

(1) Dinner in tropical climates when No. 2A Dress is not appropriate e.g. for ladies' night dinners.

(2) Evening dances and entertainments in tropical climates.

b. Description.

Lt Colonels and Above	Other Officers	WOs and SNCOs	Corporals and Marines (Note 3)
Peaked cap or blue field service cap (Note 2)	Cap peaked cap or blue field service cap (Note 2)	Peaked cap	Peaked cap
White mess jacket	White mess jacket	White mess jacket	Stone bush jacket tunic
Scarlet cummerbund	Scarlet cummerbund	Scarlet cummerbund	Stone No 6 trousers
White Marcella shirt	White Marcella shirt	White Marcella shirt	Stone cloth belt
Black bow tie	Blue mess trousers	Blue trousers	Black shoes
Blue mess trousers	Black bow tie	Black bow tie	Medals
Black socks	Black socks	Black socks	
Officer pattern shoes	Officer pattern shoes	Black shoes	

c. Decorations/Medals.

(1) Up to 2 stars of orders.

(2) One neck decoration.

(3) Miniature medals.

Notes:

1. *Civilian equivalent Tropical Black Tie with or without miniature medals and decorations as above.*

2. *Blue RM field service caps (also known as side hats) are optional items that may be purchased by officers and worn in lieu of peaked caps with Mess Undress and Red Sea Rig. They are particularly recommended for wear at sea in order to protect peaked caps from damage or dirt from low deckheads.*

3. *When ordered, JNCOs may, optionally, wear a plain white long-sleeved shirt, blue trousers, scarlet cummerbund and black bow tie in lieu of regimental blues for mess dinners etc.*

Figure 40A-19a. General Officer in No. 2BW Mess Undress

Figure 40A-19b. Junior Officer in No. 2BW Mess Undress



Figure 40A-19c. Cpl in No. 2BW Mess Undress (Alternative Bow Tie Order)

20. 2CW Dress - Informal Evening Dress 'Red Sea Rig'

a. **Occasions for Wear.** Informal evening uniform in ships and establishments.

b. **Description.**

Officers	WOs and SNCOs	Corporals and Marines
As for 2C Dress	As for 3AW Dress	As for 3AW Dress

c. **Decorations/Medals.** None.

Figure 40A-20a. Junior Officer in 2C Dress

21. 3AW Dress - General Duty Dress 'Half Stones'

a. **Occasions for Wear.** Semi-formal day rig worn in tropical climates in headquarters, barracks and for day-to-day duties by personnel not involved in field training or manual work. Worn by all ranks as night clothing at sea in tropical climates although No.2C Red Sea Rig should be worn for appropriate formal functions when at sea. Worn by drill instructors for parade training. The recommended rig for Commanding Officer's orderly rooms and other minor regimental occasions in units.

b. **Description.**

Officers and WO1s	WO2s and SNCOs	Corporals and Marines
Beret (Note 1)	Beret (Note 1)	Beret (Note 1)
Stone short sleeved shirt (Note 2)	Stone short sleeved shirt (Note 2)	Stone short sleeved shirt (Note 2)
Stone No. 6 trousers	Stone No. 6 trousers	Stone No. 6 trousers
Stone socks	Stone socks	Stone socks
Lanyards (Note 7)	Lanyard (Note 7)	Lanyards (Note 7)
Corps pattern belt (Note 6)	Corps pattern belt (Note 6)	Corps pattern belt (Note 6)
Anodised rank badges/letters 'RM' (Note 3)	Anodised letters 'RM' (Note 3)	Anodised letters 'RM' (Note 3)
Black shoes (Note 4 and Note 5)	Black shoes (Note 4 and Note 5)	Black shoes (Note 4 and Note 5)

c. **Decorations/Medals.** None.

Notes:

1. *Beret to be worn with an anodized cap badge.*

2. *Collar worn open.*

3. *Worn in shoulder strap. Officers also wear anodized rank insignia in strap or on slides.*

4. *Desert boots may be worn when issued (certain assignment/drafts only) and ordered by the relevant senior officer.*

5. *When Drill Order is ordered, officer pattern boots are to be worn in lieu for parade training. WO1s wear officer pattern shoes (or boots for Drill Order).*

6. *Corps pattern belt to be worn with leather buckle over the left hip and silver buckle adjusted to fit centrally. When Drill Order is ordered, ceremonial belts (Sam Browne, WO2 leather belt or white belt) are to be worn in lieu for parade training.*

7. *All ranks wear a unit lanyard (right shoulder) where appropriate. Officers and WO1s also wear an officer pattern lanyard (left shoulder).*

Figure 40A-21a. SNCO in No. 3AW Dress with shoes

Figure 40A-21b. SNCO in No. 3AW Dress with desert boots

22. 3BW Dress - General Duty Dress 'Tropical Shorts Order'

a. **Occasions For Wear.** Semi-formal day rig worn in tropical climates by ships' detachments or as an alternative to No. 3AW Dress (if issued) in headquarters, barracks and for day-to-day duties by personnel not involved in field training or manual work.

b. **Description.**

Officers and WO1s	WO2s and SNCOs	Corporals and Marines
Beret (Note 1)	Beret/Cap (Note 1)	Beret/Cap (Note 1)
Stone short sleeved shirt (Note 2)	Stone short sleeved shirt (Note 2)	Stone short sleeved shirt (Note 2)
Stone shorts	Stone shorts	Stone shorts
Stone stockings	Stone stockings	Stone stockings
Black shoes (Note 4)	Black shoes (Note 4)	Black shoes (Note 4)
Corps pattern belt (Note 6)	Corps pattern belt (Note 6)	Corps pattern belt (Note 6)
Anodised rank badges/letters "RM" (Note 3)	Anodised rank badges/letters 'RM' (Note 3)	Anodised rank badges/letters 'RM' (Note 3)
Lanyard (Note 7)	Lanyard (Note 7)	Lanyard (Note 7)

c. **Decorations/Medals.** None.

Notes:

1. *Beret to be worn with an anodised badge.*

2. *Collar worn open.*

3. *Worn in shoulder strap. Officers also wear anodized rank insignia in strap or on slides.*

4. *Desert boots may be worn when issued (certain drafts/appointments only) and ordered by the relevant senior officer.*

5. *Corps pattern belt to be worn with leather buckle over the left hip and silver buckle adjusted to fit centrally.*

6. *All ranks wear a unit lanyard (right shoulder) where appropriate. Officers and WO1s also wear an officer pattern lanyard (left shoulder).*

Figure 40A-22a. Junior Officer in No. 3BW Dress

Figure 40A-22b. SNCO in No. 3BW Dress

Figure 40A-22c. Cpl in No. 3BW Dress

23. WO1/WO2 RM - Wearing of Sword

Occasions for Wear. As per RM dress table.

Figure 40A-23a. Front view

Figure 40A-23b. Side view



24. Unit Piper - Authorised No.1 Dress

a. **Occasions for Wear.** Where a Unit has a serving piper (of a standard endorsed by the CO):

(1) Working alongside the RM Band as part of a concert, dinner extra or marching display or similar (piper(s) to remain in separate formation to the band at all times, e.g. march on for finale sequence only and stand off to the flank of the band)

(2) Memorial/Commemoration Services.

(3) Mess Dinners (to pipe in the top table, perform extra as required).

(4) Specific Unit events as directed by the CO.

b. **Description.**

Unit Piper
Glengarry (Black, no dicing), engraved G&L Cap Badge
Tailored No.1 Blues tunic (cut away at bottom) with cloth belt
Badges as entitled with No.1 Blues Dress
RM Corps Tartan Kilt
Dress Sporran (Black with silver furnishings and engraved G&L design)
Black Brogues
Black Kilt Socks
RM Corps Pattern Kilt sock flashes
Sgian dubh (knife)

c. **Decorations/medals.** Medal Ribbons

Figure 40A-24a. Unit Piper

Front View

Rear View

ANNEX 40B

ROYAL MARINES OFFICERS OUTFIT SCALES

1. Scale 1 - RM Officers Entered for General Service

a. **Entitlement to Scale.**

(1) The uniform outfit shown at sub para b is to be issued to all Officers including SO(LE) on first entry.

(2) Officers who resume full RM Service, or return on FTRS, after a break of more than 4 years are entitled to free issue of uniform in accordance with sub para b.

(3) Officers who resume full RM Service, or return on FTRS, after a break of less than 4 years are to be reimbursed in accordance with JSP 754.

b. **Basic Outfit.**

(1) **Items Provided by Means of Cash Grant.**

	Scale	Notes
Boots, ankle, black	1 pr	
Cap, plastic, RM Officers	1	
Tie, Khaki, light braided	1	
Luggage allowance		
Cash grant paid automatically by Unit HR Cell on receipt of OAL. Grants and allowances scale 128 refers		

(2) **Items Provided by Contract Arrangement.**

	Scale	Notes
Blue serge uniform suit (tunic and trousers)	1	
Lovat suit (tunic and trousers)	1	
Scarlet mess jacket	1	
Blue mess waistcoat	1	
Blue mess trousers	1 pr	

(3) **Items Issued from Service Stocks.**

	Scale	Notes
Bag, daysack, black	1	
Bag, travelling	1	
Belt, waist, Corps pattern	1	
Beret, green, RM	1	1
Braces	1 pr	
Buckle, anodised, 2 prong	1	
Buckle, Bronze, 2 prong	1	
Buttons, Corps, anodised, 2.54 cms size (blue tunic)	4	
Buttons, Corps, anodised, 1.90 cms size (blue tunic)	10	
Buttons, Corps, bronze, 2.54 cms size (lovat tunic)	4	
Buttons, Corps, bronze, 1.90 cms size (lovat tunic)	10	
Buttons, Lion and Crown, gilt, 1.90 cms size (mess jacket)	4	
Buttons, Lion and Crown, gilt, 1.27 cms size (mess jacket)	4	
Cummerbund, scarlet	1	
Gloves, brown cape	1 pr	
Holdall	1	
Jacket, lovat, foul weather	1	11
Jersey, wool, heavy, olive	1	2
Knife, clasp	1	
Knife, fork and spoon set	1	
Lanyard, blue (officers)	1	
Lanyard, AP	1	
Letters, ’RM’ anodised	1 pr	
Letters, ’RM bronze	1 pr	
Mug	1	
Shirt, evening, collar-attached	2	
Shirt, stone, long sleeve	2	
Shirt, stone, short sleeve	3	
Shirt, white, double cuff	2	
Shirt, white, short sleeve	2	
Shoes, black leather, with toe-cap	1 pr	
Shoes, fitness	1 pr	
Shoes, training, indoor	1 pr	
Socks, black	3 prs	
Socks, combat, black	6 prs	
Tie, black	1	

(Continued)

	Scale	Notes
Tie, evening, double ended	1	
Trousers, lovat, barrack dress	1 pr	10
Waist hooks, bronze	1 pr	
Waist hooks, black	1 pr	

	Scale	Notes
Badges		
Globe and Laurel silver/anodised small (collar badge)	1 pr	
Globe and Laurel silver/anodised large (cap/beret)	2	
Lion and Crown anodised (cap/beret)	2	
Globe and Laurel silver/anodised miniature (for mess jacket)	1 pr	
Globe and Laurel bronze small (collar badge)	1 pr	
Globe and Laurel bronze (for beret-combat dress)	1	
Lion and Crown (for beret-combat dress)	1	
Stars, rank anodised 1.59 cms (for raincoat and blue tunic)	4	
Stars, rank bronze 1.59 cms (for lovat tunic)	4	
Stars, rank anodised 0.95 cms (for mess jacket)	4	

	Scale	Notes
Sliders		
Shoulder Rank Badges		
Black on green (for heavy wool jerseys and combat shirts)	4	
DPM (for combat jackets)	2	
Flashes		
Royal Marines Commando, red on blue for heavy wool jerseys	1 pr	1
Royal Marines Band Service, red on blue for heavy wool jerseys	1 pr	3
Royal Marines Commando, Black on green for DPM garments	5 prs	

c. **Additional Items for Certain Officers.**

(1) **Young Officers on First Joining Officers Training Wing, Lympstone.**

	Scale	Notes
Beret, blue, RM	2	4
Boots, Army pattern (AP)	1 pr	5
Face veil	1	5
Jersey, wool, heavy, olive	1	5
Laces (for boots AP)	1 set	5
Shorts, PT, blue	2 prs	5
Socks, gortex	1	5
Vests, cotton, gym, blue	2	5

(2) **Officers Appointed to Royal Navy Students Presentation Team, Area Careers Liaison Officers and as Ethnic Minority Liaison Officers (items provided by contract arrangement).**

	Scale	Notes
Lovat suit (tunic and trousers)	1	

d. **Tropical Outfit. (Issued on first occasion of need).**

(1) **Items Provided Special Contract.**

	Scale	Notes
Jacket, mess, white (Made-to-measure)	2	
Waistcoats, mess white (Made-to-measure)	2	
Tunic, white, cloth (Made-to-measure)	2	6
Trousers, white (Made-to-measure)	2	6
Shoes, white	1 pr	6

(2) **Items Issued from Service Stocks.**

	Scale	Notes
Badge: Globe and laurel, anodised: sm (collar badge)	1 pr	
Badge: Globe and laurel, silver/anodised miniature (for mess jacket)	1 pr	
Buttons, Corps, anodised: 2.54 cms size (stone jacket)	4	
Buttons, Corps, anodised: 1.90 cms size (stone jacket)	6	
Buttons, Lion and Crown, gilt: 1.90 cms size (white mess jacket)	4	
Buttons, Lion and Crown, gilt: 1.27 cms size (white mess coat)	4	
Stars, rank, anodised: 1.59 cms size (stone jacket)	1 set	
Stars, rank, anodised: 1.27 cms size (white mess jacket)	1 set	
Buckle, anodised, 2 prong	1	
Waist hooks, brass	1 pr	
Trousers, stone	2 prs	
Jacket, stone	2	

e. **Additional Items for Certain Officers.**

(1) **Officers Serving in Detachments Afloat.**

	Scale	Notes
Shorts, tropical stone	2 prs	
Stockings, stone	2 prs	
Shirt, AWD	3	
Trousers, AWD	2	

(2) Officers Serving with Naval Party 1002, Diego Garcia.

	Scale	Notes
Shirts, stone, short sleeve	4	
Shoes, boat	1 pr	
Shorts, stone	6 prs	
Stockings, stone	2 prs	
Boots, desert	2 prs	

(3) Officers Serving in Prestige Posts Appointed by CGRM.

	Scale	Notes
Trousers, stone (white prestige)	1 pr	7
Tunic, stone (white prestige)	1	7

(4) General Officers - Ceremonial Accoutrements for No 1 Dress.

	Scale	Notes
Gold Shoulder cords	1 pr	
Waist sash, crimson and gold	1	
Dress sword with metal scabbard	1	
Gloves, white, wash leather	1 pr	
Sword knot, crimson and gold	1	
Swords slings, gold	2	

(5) Band - Officers No 1 Dress.

	Scale	Notes
Gloves, white, wash-leather	1 pr	
Frock-coat, blue with stand-up collar	1	
Waist sash, crimson and gold	1	
Tunic cloth, blue with stand up collar	1	
Cape, cloth, blue	1	
Sword with metal scabbard	1	
Sword knot, gold	1	
Sword slings, gold	2	

f. **Personal Loan Items.**

	Scale	Notes
Bag, linen	1	
Belt, green, waist	1	
Bergen liner medium	1	
Bivvy poles	1	
Cap cold weather	1	
Boots, combat, assault	2 prs	
Combat 95 to scale	1 set	8
Disc, identity, stainless steel (with 8 de of bead chain and 2 connectors)	2	
Drawers, cold weather	2 prs	
Gun fenders (peltor)	1 pr	
Helmet, combat	1	
Helmet, cover	1	
Insoles for boots, combat, assault	2 prs	
Liner for ECW Trousers	1 pr	
Respirator, S10 (complete with haversack spare canister and w/bottle cap)	1	
Sam Browne belt, right brace and frog	1 set	
Towels, hand, green	2	
Vest, cold weather	2	

Notes:

1. Issued when qualified (except Band Officers).

2. Only one JWH to be maintained after initial training.

3. Issued to Band Officers.

4. Green beret to be maintained in lieu when qualified.

5. Not required to be maintained after initial training.

6. Band Officers only. Other Officers serving in prestige appointments are to have approval from RMSTO Navy Command HQ.

7. RMSTO Navy Command HQ will advise supply procedure.

8. CS95 - comprising of:

CS95 jacket	*Qty 2*
CS95 shirt	*Qty 3*
CS95 trousers	*Qty 3*
Shirt, field, cw (Norwegian)	*Qty 2*
Shirt, 'T' olive	*Qty 2*
Glove, contact	*Qty 1 pr*
Glove, CS95	*Qty 1 pr*
CS95 gaiters	*Qty 1 pr*
Gortex outer jacket	*Qty 1*
Gortex outer trousers	*Qty 1*
Fleece	*Qty 1*

9. MSF Officers who ceased active service more than four years before taking up their MSF appointment, are entitled to a gratuitous issue of uniform. Due to the variety of RMs uniforms RM MSF Officers are required to wear uniform are to obtain a list of required items of dress from their employing authority and submit to RMSTO Navy Command HQ for approval.

10. Barrack dress trousers, not from suit. Personnel serving within NCHQ, Staff College (Course Instructors and Students), HQ Staff as directed by Unit Commanding Officers and Drill Instructors who wear Lovats within the working environment are entitled to an additional pair of Lovat Trousers.

11. Issued as a gratuitous issue to all RM Band members, personnel serving within NCHQ, Staff College (Course Instructors and Students), HQ Staff as directed by Unit Commanding Officers and Drill Instructors who wear Lovats within the working environment.

2. Scale 2 - RMR Officers.

a. **Entitlement to Scale.** The uniform outfit shown at sub para b is to be issued to all Officers on first entry.

b. **Basic Outfit.**

(1) **Items Provided by Means of Cash Grant.**

	Scale	Notes
Cap, plastic, RM Officers	1	
Blue serge uniform suit (tunic and trousers)	1	
Boots, Angle, Black	1	
Tie, Khaki	1	
Cash grant paid automatically by Unit HR Cell on receipt of OAL. Grants and allowances scale 305 refer.		

(2) **Items Issued from Service Stocks.**

	Scale	Notes
Badge: Globe and Laurel, silver/anodised, lge (cap/beret)	1 pr	
Badge: Globe and Laurel, silver/anodised, sm (collar badge)	2	
Badge: Lion and Crown, anodised (cap/beret)	1	
Badge: Globe and Laurel, bronze (beret-combat dress)	1	
Badge: Lion and Crown (beret - combat dress)	1	
Stars, rank anodised 1.59 cms (blue tunic)	4	
Stars, rank bronze 1.29 cms (lovat tunic)	4	
Slide: Shoulder rank badges:		
Slide: Black on green (jersey h/w and shirt)	4	
Slide: DPM (combat jacket)	2	
Flashes: Royal Marines Commando, red on blue (jersey h/w)	1 pr	1
Flashes: Royal Marines Commando, black on green (DPM)	1 pr	1
Belt, waist, Corp pattern	1	
Beret, blue, RM	1	2
Braces	1 pr	
Clasp, knife	1	
Gloves, brown, cape	1 pr	
Jersey, Olive H/W	1	

(Continued)

	Scale	Notes
Lanyard, blue (officers)	1	
Lanyard, AP	1	
Letters, "RM"	1 pr	
Mug	1	
Shirts, stone, long sleeve	2	
Shirts, stone, short sleeve	3	
Shirts white, double-cuff	2	
Shoes black leather, with toe-cap	1 pr	
Shorts, blue	1 pr	
Shoes, fitness	1 pr	
Socks black	2 prs	
Socks combat, olive drab	3 prs	
Tie black	1	
Trousers, lovat barrack dress	1 pr	
Vest, blue, gym	2	

c. **Personal Loan Items.**

	Scale	Notes
Belt, waist, green	1	
Boots, combat, assault	1 pr	
Bergen liner medium and large	1	
Bivvy poles	1	
Cap cold weather	1	
C95 to scale	1 set	3
Disc identity	2	
Drawers, cold weather	2	
Gun fenders (peltor)	1	
Insoles, for boots, combat assault	1 pr	
Liner, for combat jacket	1	
Sam Browne belt, right brace and frog	1 set	
Towels, hand, green	2	

d. **Mess Dress.** RMR Officers may provide themselves at their own expense with RM Officer's temperate mess dress. The alternative is mess undress uniform with white Marcella fronted shirt and black bow tie. Honorary Officers of the RMR may be issued with a Mess Undress Uniform at public expense on first appointment.

Notes:

1. Issued when qualified.

2. Green beret to be maintained in lieu when qualified.

3. C95 - comprising of:

CS95 jacket	*Qty 2*
CS95 shirt	*Qty 3*
CS95 trousers	*Qty 3*
Shirt, field, cw (Norwegian)	*Qty 2*
Shirt, 'T' olive	*Qty 2*
Glove, contact	*Qty 1 pr*
Glove, CS95	*Qty 1 pr*
CS95 gaiters	*Qty 1 pr*
Gortex outer jacket	*Qty 1*
Gortex outer trousers	*Qty 1*
Fleece	*Qty 1*

4. RMR Officers undertaking FTRS are entitled to a gratuitous issue of those item that make up the shortfall between Scales 2 and 1. Gratuitous items will be made on first assignment only.

3. Scale 3 - RMR Officers - Additional Items Required on Transferring to the Regular Corps on a Special Short Service Commission

a. No Cash Grant.

b. **Items Issued from Service Stocks.**

	Scale	Notes
Bag, travelling	1	
Belt, waist, Corps pattern	1	
Cummerbund, scarlet	1	
Flashes, Royal Marines Commando, black on green (DPM)	5 pr	1
Holdall	1	
Knife, fork and spoon set	1	
Jersey, H/W Olive	1	
Lanyard, coloured (when required)	1	
Letters 'RM', bronze	1 pr	
Letters 'RM' anodised	1 pr	
Socks, black	1 pr	
Socks, combat, black	3 prs	
Whistle	1	

c. **Personal Loan Items.**

	Scale	Notes
Boots, combat, assault	1 pr	
Combat 95 to scale	1 set	2
Headover	1	
Helmet, combat	1	
Helmet, cover	1	
Insoles for boot, combat assault	1	
Respirator, S10	1	
Vest, cold weather	2	

Note.

1. For CS95

2. CS95 – comprising of:

CS95 jacket	*Qty 2*
CS95 shirt	*Qty 3*
CS95 trousers	*Qty 3*
Shirt, field, cw (Norwegian)	*Qty 2*
Shirt, 'T' olive	*Qty 2*
Glove, contact	*Qty 1 pr*
Glove, CS95	*Qty 1 pr*
CS95 gaiters	*Qty 1 pr*
Gortex outer jacket	*Qty 1*
Gortex outer trousers	*Qty 1*
Fleece	*Qty 1*

4. Scale 4 - RMR Officers - Officers Uniform to be Returned on Early Discharge

a. Officers discharged within the first six months of service are to return all clothing issued in accordance with Chap 40 Annex 40B Para 1 Scale 1.

b. Officers discharged after six months but with less than four years' service are to return all items in sub para d.

c. Officers discharged with more than 4 years' service are to return all items on Personal Loan and their General Service Respirator.

d. **Item.**

	Scale	Notes
Respirator, haversack and canister	1	
Blue	1	
Lovat Suit	1	
Jacket, Mess, scarlet,	1	
Waistcoat, Mess, blue	1	
Cap, plastic officers	1	
Bag, travelling	1	
Waistcoat, white	2	1
Jacket, Mess, white	2	1
Jersey, H/W Green	1	
Luggage		2
All items held on Personal Loan as detailed in Kit record Book.		

Notes:

1. Only if issued with Tropical Clothing.

2. Officers are required to refund the cash grant that is paid for the purchase of suitable luggage, unless they can provide the appropriate receipts for luggage bought. Officers who are unable to provide a receipt may submit an application for waiver to BRNC or CTCRM as appropriate. Each case will be dealt on its merits. JSP 754.

5. Scale 5 - Home Retention Scale of Kit for RM RFR and Recall Reserve Officers

The Home Retention Kit listed below is to be retained on discharge from active service by Officers with a Reserve liability:

	Scale	Notes
Badges G&L/L&C, Bronze	1	
Beret, green	1	
Disc, Identity, stainless steel	2	
Bag, travelling	1	
Belt, PCS/Crye	1	
Boots, combat assault	1 pr	
PCS/Crye Shirt	2	
PCS/Crye Trousers	2	
PCS/Crye Jacket	1	
PCS/Crye Rank Slides	2	

ANNEX 40C

ROYAL MARINES WOS, NCOS AND OTHER RANKS KIT SCALES

1. Scale 1 - RM WOs, NCOs and Men Compulsory Kit Scales (Except Buglers and Band Ranks)

a. **Basic Outfit. Items Issued From Service Stocks.**

	Scale	Notes
Badge: Globe and Laurel, anodised, lge (collar badge)	1 pr	
Badge: OR's, anodised (cap/beret)	2	
Badge: Globe and Laurel, bronze, sm (collar badge)	1 pr	
Badge: OR's, bronze (beret-combat dress)	1	
Letters: 'RM' anodised	1 pr	
Letters: 'RM' bronze	2 pr	
Bag, daysack, black	1	
Bag, linen, brown	1	
Bag travelling	1	
Belt, waist, Corps pattern	1	
Beret, blue, RM	2	1
Boots, ankle, army pattern (AP)	1 pr	
Braces	1 pr	
Cap, plastic, RM	1	
Flashes: Royal Marines Commando, red on blue (jersey h/w)	1 pr	1
Flashes: Royal Marines Commando, black on green (DPM5)	5 pr	1
Gloves cotton, white	1 pr	
Holdall	1	
Jacket, lovat, foul weather	1	9
Jersey, olive, H/W	1	
Knife, clasp	1	
Knife, fork and spoon set	1	
Lanyard, army pattern	1	
Mug	1	
Pillow slips, cotton	2	
Sheets, white	3	
Shirts, stone, long sleeve	2	
Shirt, stone, short sleeve	3	
Shoes, black, leather, DMS	1 pr	
Shoes fitness	1 pr	

(Continued)

	Scale	Notes
Socks, combat black	5 prs	
Suit, Lovat (tunic and trousers)	1	
Tie, worsted, braid, drab	1	
Trousers, blue, serge No 1 Dress RM	1 pr	
Trousers, lovat (barrack dress)	1	8
Tunic blue, serge No 1 Dress RM	1	

b. **Additional Items for New Entrants. Items Issued from Service Sources.**

	Scale	Notes
Face veil	2	2
JWH	1	2
Sheet	1	2
Shoes, training, indoor	1 pr	2
Shorts, PT, blue	2 prs	2
Socks, Gortex	1	2
Vest, blue	2	2

c. **Additional Items for Certain Ranks.**

(1) **Ranks in Detachments Afloat.**

(a) **Items Issued from Service Sources.**

	Scale	Notes
Jacket WP	1	
Shirt, AWD	3	3
Trousers, AWD	2 prs	3

(b) **Items Provided on Personal Loan.**

	Scale	Notes
Helmet, white, Wolseley pattern	1	
Ball ornament, GM	1	
Front, plate	1	
Chain, chin, GM	1	
Boots, DMS	1 pr	

(c) **Ranks in Commando Units.**

	Scale	Notes
Lanyard, coloured	1	

(2) **Chefs (issued immediately before qualifying course)-(items issued from Service stocks).**

	Scale	Notes
Jacket, food handlers	6	
Neckerchief	6	
Trousers, food handlers	4 prs	
Apron, food handlers	6	
Cap, food handlers	4	
Boots, DMS	1 pr	

(3) **Tradesmen (VMs, ARM, MM)-(items provided on personal loan).**

	Scale	Notes
Coveralls, green	5 prs	
Boots, DMS	1 pr	

(4) **Drivers-(items on personal loan).**

	Scale	Notes
Coveralls, green	2	
Boots, DMS	1 pr	

(5) **Mountain Leaders-(items on personal loan).**

	Scale	Notes
Tracksuit	1	

(6) **Physical Training Instructors - (items issued from Service stocks).**

	Scale	Notes
Tracksuit	2	
Shorts, white	3	
Socks, white	5	
Trousers, gym	2	
Waist, belt	1	
Vest, gym	5	
Indoor top, white,	2	
Sweatshirt, grey	2	
Shoe, fitness training	2	
Training shoe, indoor	2	6
Track suit, Gortex, blue	1	

d. **Additional Items Issued on Promotion.**

(1) **Sergeant.**

(a) **Items Provided by Uniform Grant via Unit HR Cell.**

	Class I	Class II	Notes
Sergeant Mess Undress (Jacket & Trousers)	1		10

Note. *Claims for Mess Dress uniform grants are to be submitted manually through JPA on form JPA F011.*

(b) **Items Issued from Service Sources.**

	Class I	Class II	Notes
Bow tie	1		
Sash, worsted, scarlet	1		
Shirt, evening, male/female	1		

(2) **Warrant Officer 1.**

(a) **Items Provided by Means of a Cash Grant.**

	Scale	Notes
Tunic, blue No 1 Dress, officers' pattern material with stand-up collar	1	
Boots, officers pattern	1 pr	
Cap, plastic, officers pattern	1	

(b) **Items Provided from Service Sources.**

	Scale	Notes
Badge, beret, anodised, officer's pattern	1	
Badge, cap, officer's pattern	1	
Badge, collar, anodised and silver	2	
Lanyard, blue, officers' pattern	1	
Shoes, black leather with toe caps, officers pattern	1 pr	

(3) **Warrant Officer 2 (items provided from Service sources)**

	Scale	Notes
Badge, split anodised (for cap & beret)	2	
Badge, split bronze (for beret)	1	
Gloves, brown, cape	1 pr	

e. **Tropical Outfit (issued on first occasion of need).**

	Scale	Notes
Buttons, anodised, large	4	
Buttons, anodised, small	6	
Jacket, stone	2	
Trousers, stone	2	
Rings, split	10	
Waist hooks, brass	1 pr	

f. **Additional Items for Certain Ranks (Ranks in detachment afloat).**

	Scale	Notes
Shorts, stone	2 prs	
Stockings, stone	2 prs	
Shoes Boat	1 pr	

g. **Personal Loan Items (all ranks).**

	Scale	Notes
Bag, kit, seaman's (large)	1	
Bag, kit, universal (small)	1	
Belt sword, brown leather	1	5
Belt, waist, green	1	
Boots, combat, assault	2 prs	
Bergen Liner, medium & large	1	
Bivouac poles	1	
Cap cold weather	1	
Combat 95	1 set	6
Disc, identity	2	
Drawers, cold weather	1 pr	
Gun fenders (Peltor)	1	
Helmet, combat	1	
Helmet cover	1	
Insoles for boots, combat assault	2 prs	
Plastic Equipment:		
Belt, waist, white	1	3
Locket union	1	3
Respirator, S10 (canister, haversack, w/bottle cap)	1	
Sam Browne Belt, right brace and frog	1 set	7
Towels, hand, green	2	
TRS ECW liner	1 pr	
Vest, cold weather	2	

Notes:

1. Only when qualified Beret Blue replaced with Beret Green.

2. Not required to be maintained after initial training.

3. Not Warrant Officers.

4. Local purchase only, further information available from SO Policy HMS TEMARAIRE.

5. WO2 and Provost Sergeant only.

6. CS95 - comprising of:

CS95 jacket	*Qty 2*
CS95 trousers	*Qty 3*
Shirt, 'T' olive	*Qty 2*
Glove, CS95	*Qty 1 pr*
Gortex outer jacket	*Qty 1*
Fleece	*Qty 1*
CS95 shirt	*Qty 3*
Shirt, field, cw (Norwegian)	*Qty 2*
Glove, contact	*Qty 1 pr*
CS95 gaiters	*Qty 1 pr*
Gortex outer trousers	*Qty 1*

7. WO(1) only.

8. Barrack dress trousers, not from suit. Personnel serving within NCHQ, Staff College (Course Instructors and Students), HQ Staff as directed by Unit Commanding Officers and Drill Instructors who wear Lovats within the working environment are entitled to an additional pair of Lovat Trousers.

9. Issued as a gratuitous issue to all RM Band members, personnel serving within NCHQ, Staff College (Course Instructors and Students), HQ Staff as directed by Unit Commanding Officers and Drill Instructors who wear Lovats within the working environment.

10. This Uniform Grant is not retrospective, is a one-time only issue and applicable to new promotes to Sergeant from 01/04/09. Future maintenance costs are to be met at the individuals own expense.

2. SCALE 2 - Royal Marines Band Service WOs, NCOs, Buglers and Musicians Compulsory Kit Scales

a. Basic Kit (Males and Females).

(1) Items Provided under Service Sources.

	Bugler	Musician	Notes
Card, identity (MOD Form 90)	1	1	12
Disc, identity (and chain)	2	2	12
Sheets, white	3	3	1 & 28
Slips, pillow	2	2	1 & 28

(2) Items Issued from Naval Stores.

	Bugler	Musician	Notes
Badge, beret, bronze (combat dress)	2	2	12
Badge, caps and beret, anodised	4	4	12
Badge, collar, anodised (for use in No. 1A Dress - Regimental Blue Dress)	1 pr	1 pr	-
Bag, operational, black	1	1	12
Belt, waist, Corps pattern	1	1	12
Beret, blue	2	2	12
Boots, RM Band (George boot)	1 pr	1 pr	29
Boots, safety, steel toe cap (PPE)	1 pr	1 pr	30
Braces	1 pr	1 pr	-
Cap, plastic, RM (male or female pattern)	2	2	29
Daysack, black	1	1	12
Dress cords, royal, silk	1	-	2
Dress cords, royal, worsted	1	-	3
Gloves, cotton, white (for use in No. 1A Dress - Regimental Blue Dress)	1 pr	1 pr	4 & 12
Greatcoat	1	1	5
Holdall, field, roll	1	1	12
Jersey, wool, heavy, olive	2	2	12
Letters ‘RM’, anodised (for use in No. 1A Dress - Regimental Blue Dress)	1 pr	1 pr	-
Letters ‘RM’, bronze (for use in stone shirts)	2 prs	2 prs	12
Raincoat, green	1	1	6
‘Royal Marines Band Service’ shoulder flash, red on navy (jersey, wool, heavy)	1 pr	1 pr	7
‘Royal Marines Band Service’ shoulder flash, black on green	5 pr	5 pr	7
’Royal Band’ shoulder flash, red on navy (jersey, wool, heavy)	1	1	8
‘Royal Band’ shoulder flash, navy on white	5	5	8

(Continued)

	Bugler	Musician	Notes
'Royal Band' shoulder flash, gold on navy (Band Ceremonial tunic & Blues tunic)	2	2	8
'Royal Band' shoulder flash, gold on green (Lovat jacket)	1	1	9
Shirts, stone, long sleeve	2	2	12
Shirts, stone, short sleeve	5	5	12
Shoes, black leather, DMS	1 pr	1 pr	10 & 12
Shoes, court style (females only - for use in Lovat and Mess Undress skirt)	1 pr	1 pr	7
Shoes, fitness (for indoor and outdoor use)	2 prs	2 prs	12
Socks, black	5 prs	5 prs	12
Trousers, blue, No. 1A Dress - Regimental Blue Dress	3 prs	-	11
Trousers, Lovat - barrack dress (males only)	2 prs	2 prs	12 & 27
Tunic blue, No. 1A Dress - Regimental Blue Dress	1	1	-
Shorts, PT, blue	2 prs	2 prs	12
Socks, PT, white	2 prs	2 prs	12
T-shirt, gym, white	2	2	12

(3) **Personal Loan Items Issued from Specialist Clothing.**

	Bugler	Musician	Notes
Armour, body, cover	1	1	12 & 28
Armour, body, fill	1	1	12 & 28
Bag, linen	1	1	12
Bag, shelter	1	1	12
Bag, sleeping	1	1	12
Belt, PLCE			12
Belt, waist, green	1	1	12
Bergen, pack	1	1	12
Boots, combat, assault, brown	2 prs	2 prs	12
Bottles, water	2	2	12
Bungees	4	4	12
Cap, cold weather	1	1	12
Case, tool, entrenching	1	1	12
Cover, bag, sleeping	1	1	12
Cover, helmet	1	1	12
Daysack, MTP	1	1	12
Defenders, ear	1	1	12
Drawers, thermal	2	2	12
Gaiters	1 pr	1 pr	12
Gloves, contact	1	1	12
Gloves, leather	1	1	12
Headover	1	1	12
Helmet	1	1	12

(Continued)

	Bugler	Musician	Notes
Jacket, buffalo	1	1	12
Jacket & trousers, thermal	1	1	12
Karabiner	1	1	12
Knife, clasp (and lanyard)	1	1	12
Knife, fork and spoon set	1	1	12
Liner, bag, large	1	1	12
Liner, bag, small	2	2	12
Mat, sleeping	1	1	12
Mug, metal	1	1	12
Mug, plastic, green	1	1	12
Pad, hip	1	1	12
Pouch, ammunition	2	2	12
Pouch, bottle, water	1	1	12
Pouch, utility	1	1	12
Pouches, side	2	2	12
Respirator and haversack	1	1	12
Sack, compression	1	1	12
Sheet, shelter	1	1	12
Shirt, MTP	3	3	12
Smock, combat, MTP	2	2	12
Smock, Gortex	1	1	12
Socks, Gortex	1 pr	1 pr	12
Strap, utility	2	2	12
Tins, mess	1 set	1 set	12
Tool, entrenching	1	1	12
Towel, green	2	2	12
Trousers, Gortex	1	1	12
Trousers, MTP	3	3	12
T-shirt, green/brown	4	4	12
Undershirt, thermal, fleece	2	2	12
Vest, thermal	2	2	12
Whistle	1	1	12
Yoke, main	1	1	12

(4) **Items Provided Under Contract – Naval Stores (Special Measure).**

(a) **Male Ranks.**

	Bugler	Musician	Notes
Apron, leg, white	3	-	-
Trousers, blue, No. 1 Dress, RM Band (thick stripe)	-	3 prs	-
Tunic, blue, No. 1A Dress	1	1	-
Tunic, blue, yellow braided, No. 1 Dress - Ceremonial Blue Dress (Band Corporal and below) with yellow embroidered collar badge	1	1	-
Tunic, blue, gold braided, No. 1 Dress - Ceremonial Blue Dress(Band Sergeant and above) with gold embroidered collar badge	1	1	-
Tunic, blue, gold braided, No. 1 Dress - Ceremonial Blue Dress (Drum Majors' pattern) with gold embroidered collar badge	1	-	13
Trousers, overalls, blue, officers' pattern (thick stripe)	1 pr	-	13
Frockcoat	1	1	14

(b) **Female Ranks.**

	Bugler	Musician	Notes
Apron, leg, white	3	-	-
Skirt, Lovat - barrack dress	1	1	-
Trousers, Lovat - barrack dress	1	1	-
Trousers, blue, No. 1 Dress (thin stripe)	3 prs	-	-
Trousers, blue, No. 1 Dress (thick stripe)	-	3 prs	-
Tunic, blue, No. 1A Dress	1	1	-
Tunic, blue, yellow braided, No. 1 Dress - Ceremonial Blue Dress (Band Corporal and below) with yellow embroidered collar badge	1	1	-
Tunic, blue, gold braided, No. 1 Dress - Ceremonial Blue Dress (Band Sergeant and above) with gold embroidered collar badge	1	1	-
Tunic, blue, gold braided, No. 1 Dress - Ceremonial Blue Dress (Drum Majors' pattern) with gold embroidered collar badge	1	-	13
Trousers, overalls, blue, officers' pattern (thick stripe)	1 pr	-	13
Frockcoat	1	1	14

b. **Tropical Clothing Issued from Naval Stores - initial issue during final year of training - scale to be maintained (Male & Female Ranks).**

(1) **Items Issued from Naval Stores.**

	Bugler	Musician	Notes
Badge, collar, anodised (for use in white tunic)	1 pr	1 pr	-
Brassard, white (for rank badges and/or “Royal Band” shoulder flash)	1	1	15
Buckle, anodised (for use in white tunic - cloth belt)	2	2	-
Buttons, anodised (5 x large & 4 x small) and 9 x split rings (for use in white tunic)	1 set	1 set	-
Cummerbund, red	1	1	-
Hooks, waist, brass (for use in white tunic - sides)	2	2	-
Letters ‘RM’, anodised (for use in white tunic and red sea rig)	2 prs	2 prs	-
Shirt, white, short sleeve	2	2	-
Shoes, white, tropical	1 pr	1 pr	-
Shoulder flash, ‘Royal Band’, gold on navy (for brassard)	1	1	8
Shoulder straps, white (for letters: “RM”, anodised)	1 pr	1 pr	15
Socks, white	2	2	-
Trousers, white, No. 1AW Dress - Tropical Ceremonial Dress, officers’ pattern (provided under contract)	2	2	14
Trousers, white, No. 1AW Dress - Tropical Ceremonial Dress, other ranks	2	2	-
Tunic, white, No. 1AW Dress - Tropical Ceremonial Dress, officers’ pattern (provided under contract)	2	2	14
Tunic, white, No. 1AW Dress - Tropical Ceremonial Dress, other ranks	2	2	-

(2) **Additional Items Issued to Buglers and Musicians when Serving Afloat.**

	Bugler	Musician	Notes
Shorts, stone	2 prs	2 prs	-
Stockings, stone	2 prs	2 prs	-
Trousers, stone	2 prs	2 prs	-

c. **Additional Items to be provided by the individual (Male & Female Ranks).**

	Bugler	Musician	Notes
Brush, clothes	1	1	-
Brush, shoe cleaning	1	1	-
Brush, shoe polishing	1	1	-
Nightwear	2	2	-
Sewing kit	1	1	-
Scissors	1 pr	1 pr	-
Towels, hand	2	2	-

d. **Additional Items Issued from Naval Stores for RM Bands Portsmouth and CTCRM Ranks (Male & Female Ranks).**

	Bugler	Musician	Notes
Cap, plastic (male or female pattern)	-	1	16

e. **Additional Items Issued on Promotion.**

(1) **Band Sergeant and Sergeant Bugler.**

(a) **Items Issued from Naval Stores.**

i. **Male Ranks.**

	Bugler	Musician	Notes
Badge, collar, bronze (for use in Lovat suit)	1 pr	1 pr	17
Bow tie	1	1	-
Letters: “RM”, bronze (for use in Lovat suit)	1 pr	1 pr	17
Sash, worsted, scarlet	1	1	-
Shirt, white (Marcella style)	1	1	-
Suit, No. 1B Dress - Lovat Dress (tunic and trousers)	1	1	17
Tie, worsted, braid, drab (for use in Lovat suit)	1	1	17

ii. **Female Ranks.**

	Bugler	Musician	Notes
Badge, collar, bronze (for use in Lovat suit)	1 pr	1 pr	17
Bow tie	1	1	-
Cummerbund, black	1	1	-
Letters: “RM”, bronze (for use in Lovat suit)	1 pr	1 pr	17
Sash, worsted, scarlet	1	1	-
Shirt, white (Marcella style – female officers’ pattern)	1	1	-
Suit, No. 1B Dress - Lovat Dress (tunic and trousers)	1	1	17
Tie, worsted, braid, drab (for use in Lovat suit)	1	1	17

(b) **Items Provided Under Contract.**

i. **Male Ranks.**

	Bugler	Musician	Notes
Sergeant Mess Dress (jacket & waistcoat)	1	1	-
Sergeant Mess Dress (trousers)	1	1	-

ii. **Female Ranks.**

	Bugler	Musician	Notes
Sergeant Mess Dress (jacket)	1	1	-
Sergeant Mess Dress (skirt)	1	1	-
Suit, Lovat (tunic and trousers)	1	1	17

(2) **Warrant Officer Class 2 (Male & Female Ranks).**

Items Issued from Naval Stores.

	Bugler	Musician	Note
Badge, beret, bronze, split (combat dress)	1	1	-
Badge, cap and beret, anodised, split	2	2	-
Gloves, brown, cape	1 pr	1 pr	-

(3) **Warrant Officer Class 1 (Male & Female Ranks).**

(a) **Items Issued from Naval Stores.**

	Bugler	Musician	Note
Badge, beret, anodised and silver, officers' pattern	1	1	-
Badge, cap, anodised and silver, officers' pattern	1	1	-
Badge, collar, anodised and silver, officers' pattern	3 prs	3 prs	-
Lanyard, officers' pattern, blue	1	1	-
Shoes, leather with toe caps, black, officers' pattern	1 pr	1 pr	-
Tie, braided, light khaki (for use in Lovat suit)	1	1	17

(b) **Items Provided by Means of a Cash Grant.**

	Bugler	Musician	Note
Boots, officers' pattern	1 pr	1 pr	-
Cap, plastic, officers' pattern	1	1	-
Tunic, No. 1A Dress - Regimental Blue Dress (officers' pattern material with stand-up collar)	1	1	-

f. **Personal Loan Items Issued from Supply Officer Music (Male & Female Ranks).**

	Bugler	Musician	Notes
Ball ornament, helmet (WO1s wear officers' pattern)	1	1	18
Belt, dress, Drum Major's pattern	1	-	13
Belt, sword, band ceremonial (white or gold straps)	1	1	19
Belt, Sam Browne, leather (issued on WO1 course)	1	1	14
Belt, sword, leather, brown	1	1	-
Belt, waist, white, plastic (including plastic runners and backing piece)	1	1	-
Carriage, drum, white, plastic	1	1	20
Cane, parade	1	-	21
Chain (stay), chin, helmet	1	1	18
Cord, bugle	1	-	-
Cross strap, white, plastic (for use with pouch)	-	1	22
Drum, case (for drum)	1	-	-
Front, plate, helmet (WO1s wear officers' pattern)	1	1	18
Gloves, white, pimpled	3 prs	-	-
Gauntlets, Drum Major's pattern	1	-	13
Gauntlets, bass drummer's pattern	-	1	23
Helmet, white, Wolseley pattern	1	1	-
Locket Union & side brasses, gold plated	1	1	18
Instrument(s), musical (according to category)	1 set	1 set	-
Pouch, device, metal (for use with cross strap)	-	1	22
Pouch, music, plastic	-	1	22
Protector, drum, cushioned (red)	1	-	-
Staff, Drum Major's	1	-	13
Sword and scabbard, ceremonial (white or gold sword knot)	1	1	19
Sword and scabbard, leather, brown (when required)	1	1	19

g. **Additional Items Supplied from Naval Stores (Special Measure) Local Purchase (Male & Female Ranks).**

	Bugler	Musician	Note
Apron, bass, blue (for use in No. 1/1A Dress)	-	1	24
Apron, bass, white (for use in No. 1AW Dress - Tropical Ceremonial Dress)	-	2	24
Cover, suit, protective	1	1	-
Sash, waist, crimson (officers' pattern)	1	1	14
Wellington boots (officers' pattern)	1 pr	-	13

h. **Additional Items Supplied from Naval Stores as Required (Female Ranks).**

	Bugler	Musician	Note
Cardigan, maternity	1 set	1 set	25
Dress, maternity	1 set	1 set	25
Shirt, maternity	1 set	1 set	25
Trousers, Lovat	1 pr	1 pr	26
Trousers, blue, No. 1 Dress	1 pr	1 pr	26

Notes:

1. Issued from the Accommodation Office.

2. Only issued to Bugle Majors on appointment.

3. Not Bugle Majors.

4. Buglers issued additional 3 x pairs annually from SO(M) for use in Band Ceremonials.

5. Greatcoat issued during the final year of M3/B3 training.

6. Gratuitous issue to all RMBS personnel.

7. Only issued when M3/B3 qualified.

8. Only issued to RM Band Portsmouth ranks.

9. Only issued to RM Band Portsmouth Bandmaster, Drum Major & Bugle Major.

10. Females to be issued with either one pair of Gibson Shoes or male equivalent RN style shoes (individual's preference).

11. Male Buglers requiring No 1 trousers 'outside stock ranges' are entitled to trousers provided under contract iaw para 2.a(4) sub para (a). *above. Female Buglers are not entitled to No 1 trousers from Naval Stores (Special Measure) if already issued under contract.*

12. Issued to New Entries on arrival at CTCRM.

13. Only issued on successful completion of the Drum Major course.

14. Only issued to WO1s.

15. For wear in Red Sea Rig and Full Whites (provided under contract).

(Continued)

Notes: (Continued)

16. Only issued to Musicians on joining Portsmouth or CTCRM Band. For wear with appropriate band 'royal cypher(s)'.

17. Only issued to WOs, SNCOs or other RMBS ranks iaw BRd 3(1), Part 6, Chap 40, Sect 2, Para 4011.

18. Trainees to be issued gold plated locket union, helmet plate, ball ornament and chin stay during Term 2.

19. Only issued to Bandmasters, Drum Majors and Bugle Majors.

20. Only issued to Buglers and percussionists.

21. Only issued to Drum Majors on successful completion of the Drum Major course and Bugle Majors on appointment.

22. Not issued to tuba players.

23. Only issued to bass drummers.

24. Only issued to tuba and euphonium players.

25. Clothing combinations to be issued in accordance with BRd 3(1), Part 6, Chap 38, Sect 1, Para 3814.

26. Previously issued Lovat and No 1 trousers are to be altered to fit. Replacement trousers to be issued on return to work following pregnancy.

27. Females to receive 1 pr of 'male' lovat barrack dress trousers for use during IMT.

28. Temporary Loan.

29. Item provided by Naval Stores and issued to New Entries during Initial Military Training.

30. Trainees to be issued Personal Protective Equipment (PPE) safety boots during Term 2. Coveralls and gloves to be held in each RMBS Unit as pool items. PPE is for use during band loading/unloading parties.

3. Scale 3 - Home Retention Scale of Kit for RM RFR and Recall Reserve WOs, NCOs & Other Ranks

The Home Retention Kit listed below is to be retained on discharge from active service by WOs, NCOs and Other Ranks with a Reserve liability:

	Scale	Notes
Badges G&L/L&C, Bronze	1	
Beret, green	1	
Disc, Identity, stainless steel	2	
Bag, travelling	1	
Belt, PCS/Crye	1	
Boots, combat assault	1 pr	
PCS/Crye Shirt	2	
PCS/Crye Trousers	2	
PCS/Crye Jacket	1	
PCS/Crye Rank Slides	2	

4. Scale 4 - Home Retention Scale of Kit for Female RM RFR Personnel

The Home Retention Scale of Kit listed below is to be retained on discharge from active service by female RM WOs, NCOs Musicians and Buglers with a Reserve liability.

Item	Scale
Beret, blue	1
Badges, G&L/L&C, bronze (as appropriate)	1 of each
Badges, rank slides, black on green	2 prs
Belt, waist, Corps, pattern	1
Belt, waist, green	1
Boots, combat, assault	1 pr
Boots, combat, assault, insoles	2
Defenders, ear	1 pr
Disc, identity, stainless steel c/w chain and connectors	2
Jersey, wool, heavy	1
Kit record book	1
Kitbag, universal	1
Knife, fork and spoon	1 set
Mug, green	1
Shoes, fitness, training	1 pr
Skirt, lovat, barrack dress	1
Socks, GS, olive drab	2 prs
Towel, hand, green	1

5. Scale 5 - Royal Marines/RM Band - Scale of Uniform to be Taken to Military Corrective Training Centre

a. Items Available from Service Sources.

	Scale	Notes
Badge, beret, anodised	1	
Badge, beret, bronze	1	
Badge, bronze letter, 'RM'	2	
Badge, collar, bronze	2	
Bag, kit, seaman's	1	
Beret green or blue	1	
Belt, Corps, pattern	1	
Belt, waist, white and locket union	1	
Boots, combat, assault	1 pr	
Boots, ankle, Army pattern	1 pr	
Cap, plastic, RM	1	
Combat, 95	1 set	See Note
Jersey, wool, heavy	2	
Respirator, complete with haversack and canister	1	
Shirt, short sleeve, stone	2	
Shirt, long sleeve, stone	2	
Shoes, black, leather, DMS	1 pr	
Shoes, PT	1 pr	
Socks, GS	4 prs	
Suit, lovat (tunic and trousers)	1	
Tie, worsted, braid, drab	1	
Towel, hand, green	2	
Trousers, lovat, barrack dress	1 pr	

b. **Items to be Provided by the Individual.**

	Scale	Notes
Brush, clothes	1	
Brush, hair	1	
Brush, shoe, cleaning	1	
Brush, shoe, polishing	1	
Cloth, face	1	
Comb	1	
Dusters	2	
Razors (disposable) (male personnel)	1 pkt	
Shampoo (unopened)	1	
Shoe polish (unopened)	1	
Soap	3 bars	
Toothpaste	1	
Toothbrush	1	
Twisters/elastics	4	
Underwear	5	
Washing powder (unopened)	1	

c. **Female Personnel.**

	Scale	Notes
Bun, nets and grips (long hair)	-	
Sanitary Towels	-	
Tights	-	

Note.

CS95 - comprising of

CS95 jacket	*Qty 2*
CS95 shirt	*Qty 3*
CS95 trousers	*Qty 3*
Shirt, field, CW (Norwegian)	*Qty 2*
Shirt, 'T' olive	*Qty 2*
Glove, contact	*Qty 1 pr*
Glove, CS95	*Qty 1 pr*
CS95 gaiters	*Qty 1 pr*
Gortex outer jacket	*Qty 1*
Gortex outer trousers	*Qty 1*
Fleece	*Qty 1*

6. Scale 6 - Naval Careers Service Male RM/RM Band Service RFR Careers Adviser (CA)

a. Items Provided by Contract.

	Scale	Replacement Rates	Notes
Badge, breast, Naval Careers Service	2	As required	1
Trousers, blue, No 1 Dress RM (including Buglers)	1	Nil	4
Trousers, blue, No 1 Dress RM Band (Band Ranks)	1	Nil	4
Tunic, blue, No 1 Dress RM	1	Nil	4

b. **Items Issued from Service Sources.**

	Scale	Replacement Rates	Notes
Badge, Anodised (for cap and beret)	2	As required	
Badge, Anodised, collar (for blue tunic)	2	As required	
Anodised, letters 'RM'	2	As required	
Bronze, letters 'RM', collar (for lovat tunic)	2	As required	
Bronze, letters 'RM'	4	As required	
Belt, waist, Corps pattern	1	As required	
Beret, green (except RM Band Service)	1	As required	
Cap, plastic, officers	1	As required	6
Cap, plastic, RM	1	As required	7
Flashes, shoulder (for jersey, wool, heavy, olive)	2	As required	
Gloves, brown, cape	1 pr	As required	8
Gloves, cotton, white	1 pr	As required	9
Jacket, Wet Weather, RM, Olive Green	1	As required	10
Jersey, wool, heavy, olive	1	As required	
Lanyard, blue, officers' pattern	1	As required	6
Shirt, mans, stone, long sleeve	4	As required	
Shirt, mans, stone, short sleeve	4	As required	
Shoes, black leather, DMS	1 pr	As required	7
Shoes, black leather, with toe caps, officers' pattern	1 pr	As required	6
Socks, combat GS, olive drab	2 prs	As required	
Socks, black, officers	2 prs	As required	
Suit, lovat (tunic, trousers and belt with bronze buckle) inc ex RM Band	1	Every 5 years	4
Tie, worsted, braid, drab	2	As required	7
Tie, khaki, light braided	2	As required	6
Trousers, lovat (barrack dress)	2	1 every year	4

Notes:

1. These items are to be issued on initial entry into the Naval Careers Service in addition to the Home Retention Scale of kit retained on discharge from active service in accordance with Scale 4.

2. Consistent with Para 4009, a CA2 is entitled on advancement to CA1 to a gratuitous initial issue, if not previously received, of 2 ties, khaki, light braided together with the additional W01 items laid down in Para 1 d sub para (2) of Scale 1 in Annex 40C, and WO1 badges in accordance with the scales laid down in Section 1 of Annex 40D.

3. The Naval Careers Service breast badges, (one with pin fastener and one with magnetic fastener), to be provided by Captain Naval Recruiting contract.

4. These items may be exchanged for new items, if necessary, at the intervals specified or earlier if there is sufficient evidence that respectable wear or damage is due to Service reasons beyond the owner's control.

5. A CA3 is entitled on advancement to CA2 to a gratuitous initial issue, if not previously received, of Colour Sergeant badges in accordance with the scales laid down in Section 1 of Annex 40D.

6. Issued only to CA1s and those CA2s and CA3s wearing the rank of W01.

7. Not issued to CA1s and those CA2s and CA3s wearing the rank of W01.

8. Issued only to CA1s and those CA2s and CA3s wearing the rank of W01 or W02.

9. Issued only to CA2s and CA3s wearing the rank of Colour Sergeant or Sergeant.

10. Issued as a gratuitous issue to all RMs and RM Band members, personnel serving within NCHQ, Staff College (Course Instructors and Students), HQ Staff as directed by Unit Commanding Officers, RM Careers Service personnel and Drill Instructors who wear Lovats within the working environment.

7. Scale 7 - Naval Careers Service Female RM Band Service RFR Careers Adviser (CA)

a. Items Provided by Contract.

	Scale	Replacement Rates	Notes
Badge, breast, Naval Careers Service	2	As required	3
Cap, plastic, female musicians	2	As required	3
Shirt, stone, long sleeve	4	As required	
Skirt, lovat (barrack dress)	1	Every 2 years	4
Trousers, lovat (barrack dress)	1	Every 2 years	4
Trousers, blue, No 1 Dress RM (Buglers)	1	Nil	4
Trousers, blue, No 1 Dress RM Band (Musicians)	1	Nil	4
Tunic, blue, No 1 Dress RM	1	Nil	4

b. Items Issued from Service Sources.

	Scale	Replacement Rates	Notes
Badge, Anodised (for cap)	2	As required	
Badge, Anodised, collar (for blue tunic)	2	As required	
Anodised, letters ‘RM’	2	As required	
Bronze, letters ‘RM’ collar (for lovat tunic)	2	As required	
Bronze, letters ‘RM’	4	As required	
Belt, waist, Corps pattern	1	As required	
Flashes, shoulder (for jersey, wool, heavy, olive)	2	As required	
Jacket, Lovat, foul weather	1	As required	9
Jersey, wool, heavy, olive	1	As required	
Lanyard, blue, officers’ pattern	1	As required	6
Shirt, stone, short sleeve	4	As required	
Shoes, black leather, DMS	1 pr	As required	7
Shoes, black leather, non-slip soles, officers’ pattern	1 pr	As required	6 and 8
Slides, shoulder, white on lovat rank badge	1 pr	As required	
Socks, combat GS, olive drab	2 prs	As required	
Socks, thin, black	2 prs	As required	
Tie, khaki, light braided	2	As required	7
Tie, worsted, braid, drab	2	As required	8

Notes:

1. These items are to be issued on initial entry into the Naval Careers Service in addition to the Home Retention Scale of kit retained on discharge from active service in accordance with Para 5 Scale 5.

2. Consistent with Para 4009, a CA2 is entitled on advancement to CA1 to a gratuitous initial issue, if not previously received, of 2 ties, khaki, light braided together with the additional WO1 items laid down in Para 1 d sub para (2) of Scale 1 in Annex 40C, and WO1 badges in accordance with the scales laid down in Section 1 of Annex 40D.

3. The Naval Careers Service breast badges, (one with pin fastener and one with magnetic fastener), to be provided by Captain Naval Recruiting contract.

4. These items may be exchanged for new items, if necessary, at the intervals specified or earlier if there is sufficient evidence that respectable wear or damage is due to Service reasons beyond the owner's control.

5. A CA3 is entitled on advancement to CA2 to a gratuitous initial issue, if not previously received, of Colour Sergeant badges in accordance with the scales laid down in Section 1 of Annex 40D.

6. Issued only to CA1s and those CA2s and CA3s wearing the rank of WO1.

7. Not issued to CA1s and those CA2s and CA3s wearing the rank of WO1.

8. As issued to females in the Royal Navy.

9. Issued as a gratuitous issue to all RM Band members, personnel serving within NCHQ, Staff College (Course Instructors and Students), HQ Staff as directed by Unit Commanding Officers, RM Careers Service personnel and Drill Instructors who wear Lovats within the working environment.

8. Scale 8 - RM Ranks Uniform to be Returned on Early Discharge

a. Ranks discharged within the first six months of service are to return all clothing issued in accordance with Chapter 40 Annex 40C Scales 1, 2 and 3.

b. Ranks discharged after six months but with less than four years' service are to return all items in sub para d.

c. Ranks discharged with more than 4 years' service are to return all items on personal Loan and their Respirator.

d. **Items.**

	Scale	Notes
Respirator and haversack	1	
Bag, travelling	1	
Beret, green/blue	1	
Cap, plastic, RM	1	
Tunic, white	2	See Note
Trousers, white, PV	2	See Note
Jersey H/W, olive	1	
Lovat Uniform	1	
Trousers, blue, No 1 Dress	1	
Tunic, blue, No 1 Dress	1	
Trousers, lovat	1	
Pillow slip	2	
Sheets ratings	3	
Shoes, black leather, DMS	1	
Boots Army Pattern	1	
All items held on Personal Loan as detailed in Kit Record Book.		

Note. *Band Ranks only.*

ANNEX 40D

ROYAL MARINES BADGES AND INSIGNIA

SECTION 1 - GRATUITOUS ISSUE OF BADGES AND INSIGNIA

1. On Entry (All Ranks)

Item	NSN	Scale	
		General Service	Band Service
Cap/beret badge	8455-99-416-5493	2 anodised (for cap and beret)	4 anodised (for caps and beret)
	8455-99-416-5492	2 bronze (for beret with combat dress)	2 bronze (for beret with combat dress)
Collar badge (globe & laurel wreath)	8455-99-416-5503	2 anodised (for blue tunic)	6 anodised (for blue and white tunics and greatcoat)
	8455-99-416-5499	2 bronze (for lovat tunic)	2 bronze (for lovat tunic). See Para 4011. sub para i
	8455-99-416-5502	N/A	2 yellow on red embroidered (for ceremonial tunic)
Letters RM	8455-99-416-5508	2 anodised (for blue, white and stone tunics, stone shirts and greatcoat	6 anodised (for blue and white tunics and greatcoat)
	8455-99-416-5506	4 bronze (for lovat tunic and stone shirts)	4 bronze (for lovat tunic and stone shirts). See Para 4011. sub para i
Buttons (issued with uniforms/ headdress)	8455-99-137-4687	Large (23mm) anodized	
	8455-99-137-4688	Small (17mm) anodized (for pocket/cuff)	
	8455-99-977-2540	Large (23mm) bronze	
	8455-99-977-2541	Small (17mm) bronze (for pocket/cuff)	
	8455-99-869-1192	Gilding metal with silver plated crown & lion (for officer/WO1 cap)	
	8455-99-869-2206	Small anodized (for other ranks cap)	

2. On Promotion

a. Lance Corporal, Corporal, Sergeant.

Item	NSN	Scale	
		General Service	Band Service
Rank badge (sets of 1, 2 or 3 chevrons as appropriate)	8455-99-978-6085	1 set gold on red (for blue tunic)	4 sets gold on red (for ceremonial and blue tunics, greatcoat and Red Sea Rig)
	8455-99-416-5564	1 set gold on green (for lovat tunic)	1 set gold on green (for lovat tunic). See Para 4011. sub para i
	8455-99-974-0092	N/A	1 set gold on blue (for white tunic)
	8455-99-416-5566	3 sets white on khaki drill (for stone shirts)	5 sets white on khaki drill (for stone shirts)
	8455-99-135-9864	2 sets black on olive (for JWH)	2 sets black on olive (for JWH)
	8455-99-132-9927	2 black on olive rank slides (for combat dress)	2 black on olive rank slides (for combat dress and raincoat)
Collar badge (globe & laurel wreath)	8455-99-416-5501	N/A	2 sets gold on red embroidered (for ceremonial tunic - SNCOs and WO2s only)

b. Colour Sergeant.

Item	NSN	Scale	
		General Service	Band Service
Globe, crossed flags, anchor and laurel wreath arm badge	8455-99-416-5545	1 set gold on blue (for blue tunic)	5 sets gold on red (for ceremonial, blue and white tunics, greatcoat and Red Sea Rig)
Crown for addition to chevrons	8455-99-416-5526	1 set gold on green (for lovat tunic)	1 set gold on green (for lovat tunic). See Para 4011 sub para i
	8455-99-136-6108	3 sets white on khaki drill (for stone shirts)	5 sets white on khaki drill (for stone shirts)
	8455-99-135-9862	2 sets black on olive (for JWH)	2 sets black on olive (for JWH)
CSgt rank slides	8455-99-132-9927	2 black on olive rank slides (for combat dress)	2 black on olive rank slides (for combat dress and raincoat)

c. **Additional Issues to Cook Ranks (Colour Sergeant and below).**

Item	NSN	Scale
Rank badge	8455-99-974-0411	6 sets chrome – issued to ranks for wear on jackets food handlers

d. **Warrant Officer Class 2.**

Item	NSN	Scale	
		General Service	Band Service
Rank badge (crown & laurel wreath)	8455-99-416-5520	1 gold on blue (for blue tunic)	1 gold on blue (for blue tunic) - non appointed RMBS WO2s
	8455-99-416-5521	1 gold on green (for lovat tunic)	1 gold on green (for lovat tunic) - non-appointed RMBS WO2s. See Para 4011.i
	8455-99-132-3364	2 black on olive (for JWH)	2 black on olive (for JWH) - non appointed RMBS WO2s
	8455-99-416-5522	1 anodised (for shirt-sleeve order)	1 anodised (for shirt-sleeve order)
	8455-99-973-8940	1 black - japanned finish (for combat dress)	1 black - japanned finish (for combat dress)
	8455-99-132-9927	2 black on olive rank slides (for combat dress)	2 black on olive rank slides (for combat dress and raincoat)
Rank badge - WO2 Bdmr (crown & laurel wreath with lyre)	8455-99-416-5547	N/A	4 gold on blue (for ceremonial, blue and white tunics and greatcoat)
	Local purchase	N/A	1 gold on green (for lovat tunic). See Para 4011.i
	Local purchase	N/A	2 black on olive (for JWH)
	Local purchase	N/A	2 black on olive rank slides (for combat dress and raincoat)
Wrist strap	8455-99-974-0617	1 wrist strap, leather, brown	1 wrist strap, leather, brown
	8455-99-139-0960	1 wrist strap, leather, white	1 wrist strap, leather, white
Cap badge - split (crown)	8455-99-416-4223	2 anodised (for cap and beret)	2 anodised (for cap and beret)

(Continued)

Item	NSN	Scale	
		General Service	Band Service
Cap badge - split (globe & laurel wreath)	8455-99-416-5503	2 anodised (for cap and beret)	2 anodised (for cap and beret)
Cap badge - split (crown)	8455-99-416-5490	1 bronze (for beret with combat dress)	1 bronze (for beret with combat dress)
Cap badge - split (globe & laurel wreath)	8455-99-416-5500	1 bronze (for beret with combat dress)	1 bronze (for beret with combat dress)

e **Warrant Officer Class 1.**

Item	NSN	Scale	
		General Service	Band Service
Rank badge (Royal Arms)	8455-99-977-9918	1 gold on blue (for blue tunic)	5 gold on blue (for ceremonial, blue and white tunics, frockcoat and greatcoat)
	8455-99-138-2361	1 gold on green (for lovat tunic)	1 gold on green (for lovat tunic). See Para 4011. sub para i
	8455-99-496-1903	2 scarlet boarder on khaki (for JWH)	2 scarlet boarder on khaki (for JWH)
	8455-99-416-5518	1 anodised (for shirt-sleeve order)	1 anodised (for shirt-sleeve order)
	8455-99-973-9220	1 black - japanned finish (for combat dress)	1 black - japanned finish (for combat dress)
	8455-99-132-9927	2 black on olive rank slides (for combat dress)	2 black on olive rank slides (for combat dress and raincoat)
Wrist strap	8455-99-974-0618	1 wrist strap, leather, brown	1 wrist strap, leather, brown
	8455-99-139-0960	1 wrist strap, leather, white	1 wrist strap, leather, white
Collar badges (globe & laurel wreath - officer pattern)	8455-99-869-1569	2 anodised and silver (for blue tunic)	6 anodised and silver (for blue and white tunics and greatcoat)
	Local purchase	N/A	4 silver and gold embroidered (for ceremonial tunic and frockcoat)

(Continued)

Item	NSN	Scale	
		General Service	Band Service
Cap badge - split (crown)	8455-99-416-4223	2 anodised (for cap and beret)	2 anodised (for cap and beret)
Cap badge - split (globe & laurel wreath - officer pattern)	8455-99-416-4222	2 anodised and silver (for cap and beret)	2 anodised and silver (for cap and beret)
Cap badge - split (crown)	8455-99-416-5490	1 bronze (for beret with combat dress)	1 bronze (for beret with combat dress)
Cap badge - split (globe & laurel wreath)	8455-99-416-5500	1 bronze (for beret with combat dress)	1 bronze (for beret with combat dress)

3. On Award of Good Conduct Badge - Marines, Musicians and Buglers

Item	NSN	Scale
Good Conduct Badges (sets of 1, 2 or 3 inverted chevrons as appropriate)	8455-99-978-6085	1 set gold on red (for blue tunic)

4. On Appointment - Drum Majors, Bugle Majors and Provost Sergeants

Item	NSN	Scale	
		General Service	Band Service
Drum Major (set of 4 inverted chevrons surmounted by a drum)	8455-99-978-6088	N/A	3 sets inverted chevrons gold on red (for ceremonial and blue tunics and greatcoat)
	8455-99-416-5619	N/A	4 drums gold on blue (for ceremonial, blue and white tunics and greatcoat)
	Local purchase	N/A	1 sets inverted chevrons gold on green (for lovat tunic). See Para 4011. sub para i
	Local purchase	N/A	1 drums gold on green (for lovat tunic). See Para 4011. sub para i
	8455-99-974-0092	N/A	1 set inverted chevrons gold on blue (for white tunic)
	Local purchase	N/A	2 black on olive (for JWH)
	Local purchase	N/A	1 chrome (for shirt-sleeve order)
	Local purchase	N/A	2 black on olive appointment slides (for raincoat)

Item	NSN	Scale	
		General Service	Band Service
Bugle Major (set of 4 inverted chevrons surmounted by a bugle)	8455-99-978-6088	N/A	3 sets chevrons gold on red (for ceremonial and blue tunics and greatcoat)
	8455-99-416-5539	N/A	4 bugles gold on blue (for ceremonial, blue and white tunics and greatcoat)
	Local purchase	N/A	1 set chevrons gold on green (for lovat tunic). See Para 4011. sub para i
	Local purchase	N/A	1 bugle gold on green (for lovat tunic). See Para 4011. sub para i
	8455-99-974-0092	N/A	1 set chevrons gold on blue (for white tunic)
	Local purchase	N/A	2 black on olive (for JWH)
	Local purchase	N/A	1 chrome (for shirt-sleeve order)
	Local purchase	N/A	2 black on olive appointment slides (for raincoat)
Provost Sergeant (3 x inverted chevrons)	8455-99-978-6085	1 set chevrons gold on red (for blue tunic)	N/A
	8455-99-974-0411	1 chrome (for shirt-sleeve order)	N/A
Cap badge (divided pattern)	8455-99-416-4223	2 anodised (crown)	2 anodised (crown)
	8455-99-416-5503	2 anodised (globe & laurel)	2 anodised (globe & laurel)
	8455-99-416-5490	1 bronze (crown)	1 bronze (crown)
	8455-99-416-5500	1 bronze (globe & laurel)	1 bronze (globe & laurel)
Wrist strap	8455-99-974-0617	1 wrist strap, leather, brown	1 wrist strap, leather, brown
	8455-99-139-0960	1 wrist strap, leather, white	1 wrist strap, leather, white

5. On Qualifying for Branch, Specialist Qualification, Skill or Special Badges

Item	NSN	Scale	
		General Service	Band Service
'ROYAL MARINES COMMANDO' shoulder flash	8455-99-135-3357	4 red on blue (for JWH)	N/A
	8455-99-869-5495	8 black on olive (for combat dress)	N/A
3 Commando Brigade Dagger	8455-99-498-8640	4 black on olive (for combat dress)	N/A
Amphibious Assault	8455-99-000-5209	4 black on olive (for combat dress)	N/A
Special Boat Service	8455-99-732-2583	1 gold on green (for lovat tunic)	N/A
'ROYAL MARINES BAND SERVICE' shoulder flash	8455-99-132-6493	N/A	4 red on blue (for JWH)
	8455-99-462-0892	N/A	5 black on olive (for combat dress)
King's Badge	8455-99-416-5623	1 gold on blue (for blue tunic)	N/A
	8455-99-416-5624	1 gold on green (for lovat tunic)	N/A
	8455-99-869-5643	5 black on green (for JWH and combat dress)	N/A
	8455-99-869-5645	3 khaki drill (for stone shirts)	N/A
Prince's Badge	8455-99-139-9486	N/A	4 silver on blue (for ceremonial, blue and white tunics and Red Sea Rig)
	Local purchase	N/A	1 silver on green (for lovat tunic). See Para 4011. sub para i
	8455-99-869-5642	N/A	7 black on olive (for JWH and combat dress)
	8455-99-869-5644	N/A	5 khaki drill (for stone shirts)
Musician badge (lyre)	8455-99-135-4245	N/A	1 gold on blue (for blue tunic)
Bugler badge (drum)	8455-99-416-5619	N/A	4 gold on blue (for ceremonial, blue and white tunics and greatcoat)

(Continued)

Item	NSN	Scale	
		General Service	Band Service
Assault Engineer	8455-99-236-5807	1 gold on blue (for blue tunic)	N/A
Clerk	8455-99-236-5816	1 gold on blue (for blue tunic)	N/A
Combat Intelligence	8455-99-968-4742	1 gold on blue (for blue tunic)	N/A
Communications Technician	8455-99-732-6770	1 gold on blue (for blue tunic)	N/A
Drill Leader	8455-99-236-5811	1 gold on blue (for blue tunic)	N/A
Driver	8455-99-236-5809	1 gold on blue (for blue tunic)	N/A
Heavy Weapons	8455-99-236-5814	1 gold on blue (for blue tunic)	N/A
Landing Craft	8455-99-236-5818	1 gold on blue (for blue tunic)	N/A
Royal Marine Police	8455-99-236-5820	1 gold on blue (for blue tunic)	N/A
Mountain Leader	8455-99-236-5817	1 gold on blue (for blue tunic)	N/A
Physical Training Instructor	8455-99-236-5808	1 gold on blue (for blue tunic)	N/A
	8455-99-416-5587	2 scarlet on white (for PT2 vest, sweater)	N/A
	8455-99-416-5585	2 scarlet on white (for PT1 vest, sweater)	N/A
Commandant General's Shooting Badge	Local purchase	1 gold on blue (for blue tunic)	N/A
	Local purchase	1 yellow thread on green (for lovat tunic)	N/A
Parachutist badge	8455-99-416-5486	1 gold on blue (for blue tunic)	N/A
	8455-99-416-5629	1 gold on green (for lovat tunic)	N/A
	8455-99-416-5632	3 light blue on khaki drill (for stone shirts)	N/A
	8455-99-486-6189	2 light blue on olive (for JWH)	N/A

(Continued)

Item	NSN	Scale	
		General Service	Band Service
Pilot and Observer badges	8455-99-135-5781	2 gold/silver on blue (for blue and lovat tunics)	N/A
	8455-99-135-5780	3 light blue/gold on blue (for stone shirts)	N/A
Army Parachute Jump Instructor (APJI) badge	8455-99-973-9148	2 gold on blue (for blue and lovat tunics)	N/A

6. Additional Issues to Ranks Provided with Tropical Clothing

Item	NSN	Scale
Rank badges (Lance Corporal, Corporal, Sergeant and Colour Sergeant - sets of 1, 2 or 3 chevrons as appropriate)	8455-99-416-5569	2 sets khaki on khaki drill (for stone jackets)
Crown (CSgt) for addition to chevrons	8455-99-416-5530	2 khaki on khaki drill (for stone jackets)
Rank badge (WO2)	2 khaki on khaki drill (for stone jackets)	2 khaki on khaki drill (for stone jackets)
Rank badge (WO1)	2 khaki on khaki drill (for stone jackets)	2 khaki on khaki drill (for stone jackets)
King's Badge	2 khaki on khaki drill (for stone jackets)	2 khaki on khaki drill (for stone jackets)
Parachutist and APJI badges	2 light blue on khaki drill	2 light blue on khaki drill
Pilot, Observer and Air Gunner badges	2 light blue/gold on blue	2 light blue/gold on blue
Good Conduct badge (sets of 1, 2 or 3 chevrons as appropriate)	2 white on khaki drill	2 white on khaki drill

7. Ceremonial Items

Item	NSN	Scale
Locket union (General Service)	8315-99-812-6427	Buckle (90mm x 64mm) crown surmounted by lion in centre and 'GIBRALTAR PER MARE PER TERRAM' lettering around outer edge (used by General Service Royal Marines)
Locket union (RMBS)	8315-99-741-0711	Buckle (90mm x 57mm) crown surmounted by lion in centre and 'GIBRALTAR PER MARE PER TERRAM' lettering around outer. 18ct hard gold plate (used by Royal Marines Band Service)
Helmet Plate (other ranks)	8455-99-741-0710	Gold plated metal eight-pointed star with dead and bright rays, and crown above. On the star a laurel wreath and saw-pierced garter with regimental motto 'PER MARE PER TERRAM'; above the garter a scroll Gibraltar and below it an anchor, in the centre a globe. Worn on front of the helmet (used by WO2s and below)
Helmet Plate (officers pattern)	8455-99-758-5327	Gilded metal eight-pointed star with dead and bright rays, and crown above. On the star a gilded metal laurel wreath and saw-pierced garter with regimental motto 'PER MARE PER TERRAM'; above the garter a scroll Gibraltar and below it an anchor, in the centre a silver globe. Under the sawpierced garter, blue enamel. Worn on front of the helmet (used by officers and WO1s)
Ball Ornament (other ranks)	8465-99-741-0709	Threaded gold plated metal ball in a leaf cup on a dome base with closed vents worn on top of the helmet (60mm x 48mm)
Ball Ornament (officers pattern)	Local Purchase	Threaded gilded metal ball in a gilt leaf cup on a dome base with open vents worn on top of the helmet (60mm x 50mm)
Pouch device	8455-99-741-0713	Crown surmounted by a lion with "PER MARE PER TERRAM" below on scroll (80mm x 85mm). Gilding metal with 18ct hard gold plate (used by Royal Marines Band Service - Bd Cpls and below)

8. Additional Issues to Ranks Joining Portsmouth and CTCRM Bands

Item		NSN	Scale
Portsmouth Band only	'ROYAL BAND' shoulder flash	8455-99-498-8509	4 gold on blue (for ceremonial, blue and white tunics and Red Sea Rig)
		Local purchase	1 gold on green (for lovat tunic). See Para 4011.i
		8455-99-498-8506	2 red on blue (for JWH)
		8455-99-498-8510	5 light blue on white (for stone shirts)
	'Bursting Grenade' and (cap badge)	8455-99-416-5494	1 gilt and silver (for cap)
	Royal cypher EIIR and crown (pin)	8455-99-416-5497	1 silver (for cap)
	Royal cypher EIIR and crown (screw thread)	8455-99-416-5498	1 silver (for helmet plate)
	Royal cypher GVR and crown (screw thread)	8455-99-416-5495	1 silver (for helmet plate)
CTCRM Band only	Crown (pin)	8455-99-416-4223	1 anodized (for cap)
	Royal cypher Prince of Wales plume (pin)	8455-99-416-5496	1 burnished silver (for cap)
	Globe & laurel (cap badge)	8455-99-416-5503	1 anodized (for cap)
	Royal cypher Prince of Wales plume (screw thread)	8455-99-925-0450	1 silver (for helmet plate)

SECTION 2 - GENERAL SERVICE - LOCATION AND MEASUREMENTS

9. Rank Badges

Badge	Description	Location and Measurements
WO1	Royal Arms	Lower right arm - centrally, bottom point of badge **10mm** above point of slash on blue tunic and **140mm** above cuff on greatcoat. Bottom point of badge **100mm** above turned up edge of cuff on JWH
WO2	Crown in laurel wreath	
Provost Sergeant	Three chevrons, point upwards	
In all shirt sleeve dresses the badges listed above are worn on a leather wrist strap (when in camp)		
Colour Sergeant	Three chevrons, point downwards, immediately surmounted by a crown (on blue uniform – surmounted by a globe, crossed flags, fouled anchor and laurel wreath)	Upper right arm - centrally, bottom point of lowest chevron **140mm** above cuff on greatcoat. **170mm** below shoulder seams on JWH, stone shirts (short sleeves) and Mess Dress. **270mm** below shoulder seam on all other garments
Sergeant	Three chevrons, point downwards	
Corporal	Two chevrons, point downwards	
Lance Corporal	One chevron, point downwards	

10 Good Conduct Badges

Badge	Description	Location and Measurements
Good Conduct Badges (4, 8, 12 years' qualifying service)	Sets of 1, 2 or 3, point upwards	Lower left arm - centrally, inner angle of the lowest chevron **10mm** above the point of sleeve slash.

11. Branch Badges

Badge	Description	Location and Measurements
WOs do not wear branch badges		
Telecommunications Technician	Circle with three lightning flashes each side	Marines - upper right arm, **150mm** below shoulder seam. NCOs - upper right arm, above the chevrons, badge immediately above inside angle of upper chevron. Colour Sergeants - lower right arm, **10mm** above point of slash
Other Tradesmen	Crossed hammer and pincers	

12. Skill Badges

Badge	Description	Location and Measurements
Marksman	Crossed rifles	Lower left arm, 10mm above point of slash unless an SQ badge is worn in this position, in which case the skill badge is worn 10mm above the SQ badge
Sniper	Crossed rifles with letter S	

13. SQ Badges

Badge	Description	Location and Measurements
WOs do not wear SQ badges. Not more than one SQ badge to be worn		
Cook/Caterer	Letter K in wreath	Colour Sergeants - lower right arm, 10mm above point of slash. Other NCOs with Instructor or 1st class SQ badge - right arm, badge immediately above inside angle of upper chevron. PT Instructor's badge also worn central on chest of PT vest and sweater. Other NCOs and Marines - left arm, 10mm above point of slash
Assault Engineer	Letters AE in wreath	
Clerk	Letter C in wreath	
Drill and Platoon Weapons	Crossed rifles	
Driver	Steering wheel	
Heavy Weapons	Letters HW in wreath	
Landing Craft	Letters LC in wreath	
Mountain Leader	Letters ML in wreath	
Physical Training	Crossed clubs	
Royal Marines Police	Letters MP in wreath	
Signaller	Crossed flags	
Store Accountant	Letters SA in wreath	
Swimmer Canoeist	Letters SC in wreath	

14. Special Badges

Badge	Description	Location and Measurements
'ROYAL MARINES COMMANDO' shoulder flash	Embroidered shoulder flash, red on blue/ black on olive	Both arms, immediately below shoulder seams
King's Badge	Royal cypher 'GVR' in a laurel wreath	Upper left arm - For combat dress, worn centrally, immediately below 'ROYAL MARINES COMMANDO' shoulder flash. For all other uniforms worn centrally, **50mm** below shoulder seam.
Commandant General's Shooting Badge	Crossed SA 80 rifles with RM VIII below the device	Lower left sleeve in lieu of marksman's badge by serving and past members (1986 onwards) of RM Bisley Shooting Team
Pilot Unit Light Aircraft	The RN Pilots' Badge - wings extended, laurel wreath and anchor in middle surmounted by a lion and crown	The same badge as for officers worn in the same position, (**10mm** above top row of medal ribbons or **10mm** above left breast pocket if no medal ribbon worn)
Observer Unit Light Aircraft	Single wing of silver embroidery lifted to the right and attached to a gold 'O' surmounted by a crown	
Air Gunner Unit Light Aircraft	As for Observer but attached to a gold 'G;	
Parachutist Army	Parachute with wings	Right arm, **65mm** below shoulder seam
Parachute Jump Instructor	Parachute with wings. Letters APJI in wreath below.	
Section Leader's Diamond	Scarlet diamond on brassard	Left arm, **50mm** below shoulder seam, on all uniforms. Worn by recruits under training appointed Section Leaders

SECTION 3 - BAND SERVICE - LOCATION AND MEASUREMENTS

15. 1/1F Dress - Ceremonial Blue Dress/Undress

Description	Image	Location and Measurements
Globe & Laurel badges: Officer and WO1 (solid silver globe in gold braided laurel wreath)		Stand-up collar - either side of the collar fastening edge set centrally within the collar band with the centre of the badge **70mm** from outside edge of collar braiding
Globe & Laurel badges: WO2 and SNCO - braided (gold on red)		Stand-up collar - either side of the collar fastening edge set centrally within the collar band with the centre of the badge **40mm** from outside edge of collar braiding
Globe & Laurel badges: JNCO and below - embroidered (yellow on red)		Stand-up collar - either side of the collar fastening edge set centrally within the collar band with the centre of the badge **40mm** from outside edge of collar braiding
Lieutenant Colonel rank badge: Embroidered crown (silver and red - size 25mm x 20mm) above Bath star (size 18mm x 18mm) on gold braid strap fitting		Shoulder straps - attached by a strap and screw/thread assembly (screw base sewn into the uniform material). Crown sewn centrally over lowest scroll
Major rank badge: Embroidered crown (silver and red - size 25mm x 20mm) on gold braid strap fitting		Shoulder straps - attached by a strap and screw/thread assembly (screw base sewn into the uniform material). Crown sewn centrally over lowest scroll

Description	Image	Location and Measurements
Captain rank badge: Embroidered Bath stars (gold on silver - size 18mm x 18mm) on gold braid strap fitting		Shoulder straps - attached by a strap and screw/thread assembly (screw base sewn into the uniform material). Stars sewn centrally over lowest three scrolls
Lieutenant rank badge: Embroidered Bath stars (gold on silver - size 18mm x 18mm) on gold braid strap fitting		Shoulder straps - attached by a strap and screw/thread assembly (screw base sewn into the uniform material). Stars sewn centrally over lowest two scrolls
WO1 rank badge: Embroidered Royal Arms (gold on dark blue)		Lower right arm - centrally, bottom edge of badge **10mm** above sleeve slash
Bandmaster rank badge: Embroidered lyre in laurel wreath, surmounted by crown (gold on dark blue)		Lower right arm - centrally, bottom edge of badge **10mm** above sleeve slash
Drum Major appointment badge: Four inverted chevrons (gold on red) surmounted by an embroidered drum (gold on dark blue)		Lower right arm - centrally, lowest point of chevron **10mm** above sleeve slash. Chevrons to be separated by **5mm**. Drum badge **10mm** above top chevron point
Bugle Major appointment badge: Four inverted chevrons (gold on red) surmounted by an embroidered bugle (gold on dark blue)		Lower right arm - centrally, lowest point of chevron **10mm** above sleeve slash. Chevrons to be separated by **5mm**. Bugle badge **10mm** above top chevron point

Description	Image	Location and Measurements
CSgt Bugler/Bd CSgt rank badges: Chevrons (gold on red) surmounted by an embroidered globe on crossed flags with a fouled anchor below in a laurel wreath surmounted by a crown (gold on dark blue)		Upper right arm (Note 2) - centrally, point of lowest chevron **270mm** below shoulder seam. Bottom edge of CSgt badge 10mm above inside angle of upper chevron
CSgt Bugler (drum badge): Embroidered drum (gold on dark blue)		Lower right arm - centrally, bottom edge of badge **10mm** above sleeve slash
Sgt Bugler rank badge: Chevrons (gold on red) surmounted by an embroidered drum (gold on dark blue)		Upper right arm - centrally, point of lowest chevron **270mm** below shoulder seam. Drum badge immediately above inside angle of upper chevron
Cpl Bugler rank badge: Chevrons (gold on red) surmounted by an embroidered drum (gold on dark blue)		Upper right arm - centrally, point of lowest chevron **270mm** below shoulder seam. Drum badge immediately above inside angle of upper chevron
LCpl Bugler rank badge: Chevrons (gold on red) surmounted by an embroidered drum (gold on dark blue)		Upper right arm - centrally, point of lowest chevron **270mm** below shoulder seam. Drum badge immediately above inside angle of upper chevron
Bugler's drum badge: Embroidered drum (gold on dark blue)		Upper right arm - centrally, top edge of badge **150mm** below shoulder seam

Description	Image	Location and Measurements
Bd Sgt rank badge: Chevrons (gold on red)		Upper right arm - centrally, point of lowest chevron **270mm** below shoulder seam
Bd Cpl rank badge: Chevrons (gold on red)		Upper right arm - centrally, point of lowest chevron **270mm** below shoulder seam
Bd LCpl rank badge: Chevrons (gold on red)		Upper right arm - centrally, point of lowest chevron **270mm** below shoulder seam
“ROYAL BAND” shoulder flash: Embroidered letters surmounted by a crown (gold on dark blue)		Below right shoulder (Note 1) - centrally, top edge of badge **20mm** below shoulder seam
Prince’s badge: Embroidered royal cypher ‘PP’ in a lyre surmounted by a coronet (silver on dark blue)		Upper left arm - centrally, top edge of badge **50mm** below shoulder seam

16. 1 Dress - Ceremonial Blue Dress (Greatcoat Order)

Description	Image	Location and Measurements
Letters 'RM': (anodised)		Shoulder straps - centrally, bottom edge of letters **10mm** above shoulder seams
Globe & Laurel: Officer and WO1 (silver globe in anodized laurel wreath)		Collar tips - centrally, bottom edge of badge **20mm** from collar step (point)
Globe & Laurel: WO2 and below (anodized)		Collar tips - centrally, bottom edge of badge **20mm** from collar point (point)
Lieutenant Colonel rank badge: Crown (size 22mm) above Bath star (size 16mm) with red enamel inlay (anodized)		Shoulder straps - centrally, bottom edge of lower star **5mm** above 'RM' with crown **5mm** above star
Major rank badge: Crown (size 22mm) with red enamel inlay (anodized)		Shoulder straps - centrally, bottom edge of crown **5mm** above 'RM'

Description	Image	Location and Measurements
Captain rank badge: Bath stars (size 16mm) with red enamel inlay (anodized)		Shoulder straps - centrally, bottom edge of lowest star immediately above 'RM' (remaining stars positioned above each other to fit on shoulder strap)
Lieutenant rank badge: Bath stars (size 16mm) with red enamel inlay (anodized)		Shoulder straps - centrally, bottom edge of lowest star above 'RM' (remaining star positioned immediately above the first)
WO1 rank badge: embroidered Royal Arms (gold on dark blue)		Lower right arm - centrally, bottom edge of badge **140mm** above sleeve cuff
Bandmaster rank badge: Embroidered lyre in laurel wreath, surmounted by crown (gold on dark blue)		Lower right arm - centrally, bottom edge of badge **140mm** above edge of sleeve cuff
Drum Major appointment badge: Four inverted chevrons (gold on red) surmounted by an embroidered drum (gold on dark blue)		Lower right arm - centrally, lowest point of chevron **140mm** above sleeve edge. Chevrons to be separated by **5mm**. Drum badge **10mm** above top chevron point
Bugle Major appointment badge: Four inverted chevrons (gold on red) surmounted by an embroidered bugle (gold on dark blue)		Lower right arm - centrally, lowest point of chevron **140mm** above sleeve edge. Chevrons to be separated by 5mm. Bugle badge **10mm** above top chevron point

Description	Image	Location and Measurements
CSgt rank badge: Embroidered globe on crossed flags with a fouled anchor below in a laurel wreath surmounted by a crown (gold on dark blue)		Lower right arm - centrally, lowest point of chevron **140mm** above edge of sleeve cuff. Bottom edge of CSgt badge immediately above inside angle of upper chevron
Bd Sgt/Sgt Bugler rank badge: Chevrons (gold on red)		Lower right arm - centrally, lowest point of chevron **140mm** above edge of sleeve cuff
Bd Cpl/Cpl Bugler badge: Chevrons (gold on red)		Lower right arm - centrally, lowest point of chevron **140mm** above edge of sleeve cuff
Bd LCpl/LCpl Bugler rank badge: Chevrons (gold on red)		Lower right arm - centrally, lowest point of chevron **140mm** above edge of sleeve cuff

17. 1 Dress - Ceremonial Blue Dress (Frockcoat Order)

Description	Image	Location and Measurements
Globe & Laurel: Officer and WO1 (solid silver globe in gold embroidered laurel wreath)		Stand-up collar - either side of the collar fastening edge set centrally within the collar band with the centre of the badge **50mm** from outside edge of the collar
Lieutenant Colonel rank badge: Embroidered crown (gold and red - size 25mm x 20mm) above Bath star (green on gold - size 18mm x 18mm)		Shoulder straps - centrally, bottom edge of star **10mm** above shoulder seams with crown above
Major rank badge: Embroidered crown (gold and red - size 25mm x 20mm)		Shoulder straps - centrally, bottom edge of crown **10mm** above shoulder seams
Captain rank badge: Embroidered Bath stars (green on gold - size 18mm x 18mm)		Shoulder straps - centrally, bottom edge of lowest star **10mm** above shoulder seams (remaining stars positioned above each other to fit on shoulder strap)
Lieutenant rank badge: Embroidered Bath stars (green on gold - size 18mm x 18mm)		Shoulder straps - centrally, bottom edge of lowest star **10mm** above shoulder seams (remaining star positioned above the first)

Description	Image	Location and Measurements
WO1 rank badge: Embroidered Royal Arms (gold on dark blue)		Lower right arm - centrally, bottom edge of badge **10mm** above point of sleeve slash
'ROYAL BAND' shoulder flash: Embroidered letters surmounted by a crown (gold on dark blue)		Below right shoulder (Note 1) - centrally, top edge of badge **20mm** below shoulder seam
Prince's Badge: Embroidered royal cypher 'PP' in a lyre surmounted by a coronet (silver on dark blue)		Upper left arm - centrally, top edge of badge **50mm** below shoulder seam

18. 1A/1AS Dress – Regimental Blue Dress

Description	Image	Location and Measurements
Letters 'RM': (anodised)		Shoulder straps - centrally, bottom edge of letters **10mm** above shoulder seams
Globe & Laurel: Officer (silver globe in anodized laurel)		Collar step - centrally, on the step of the collar, bottom of the laurel wreath **10mm** above the edge of the step
Globe & Laurel: WO1 (silver globe anodized laurel)		Stand-up collar - either side of the collar fastening edge set **5mm** above the collar seam with the centre of the badge **50mm** from outside edge of the collar
Globe & Laurel: WO2 and below (anodized)		Stand-up collar - either side of the collar fastening edge set **5mm** above the collar seam with the centre of the badge **50mm** from outside edge of the collar
Major rank badge: Crown (anodized and red - size 22mm)		Shoulder straps - centrally, bottom edge of crown **5mm** above 'RM'

Description	Image	Location and Measurements
Captain rank badge: Bath stars (anodized and red - size 16mm)		Shoulder straps - centrally, bottom edge of lowest star **5mm** above 'RM' (remaining stars positioned **5mm** above each)
Lieutenant rank badge: Bath stars (anodized and red - size 16mm)		Shoulder straps - centrally, bottom edge of lowest star **5mm** above 'RM' (remaining star positioned **5mm** above the first)
WO1 rank badge: Embroidered Royal Arms (gold on dark blue)		Lower right arm - centrally, bottom edge of badge **10mm** above point of sleeve slash
Bandmaster rank badge: Embroidered lyre in laurel wreath, surmounted by crown (gold on dark blue)		Lower right arm - centrally, bottom edge of badge **10mm** above point of sleeve slash
Drum Major appointment badge: Four inverted chevrons (gold on red) surmounted by an embroidered drum (gold on dark blue)		Lower right arm - centrally, inner angle of lowest chevron **10mm** above point of sleeve slash. Chevrons to be separated by **8mm**. Drum badge **8mm** above top chevron point
Bugle Major appointment badge: Four inverted chevrons (gold on red) surmounted by an embroidered bugle (gold on dark blue)		Lower right arm - centrally, inner angle of lowest chevron **8mm** above point of sleeve slash. Chevrons to be separated by **8mm**. Bugle badge **8mm** above top chevron point

Description	Image	Location and Measurements
CSgt Bugler/Bd CSgt rank badges: Chevrons (gold on red) surmounted by an embroidered globe on crossed flags with a fouled anchor below in a laurel wreath surmounted by a crown (gold on dark blue)		Upper right arm (Note 2) - centrally, point of lowest chevron **270mm** below shoulder seam. Bottom edge of CSgt badge immediately above inside angle of upper chevron
CSgt Bugler rank badge (drum): Embroidered (gold on dark blue)		Lower right arm - centrally, bottom edge of badge **10mm** above point of sleeve slash
Sgt Bugler rank badge: Chevrons (gold on red) surmounted by an embroidered drum (gold on dark blue)		Upper right arm - centrally, point of lowest chevron **270mm** below shoulder seam. Lyre badge immediately above inside angle of upper chevron
Cpl Bugler rank badge: Chevrons (gold on red) surmounted by an embroidered drum (gold on dark blue)		Upper right arm - centrally, point of lowest chevron **270mm** below shoulder seam. Drum badge immediately above inside angle of upper chevron
LCpl Bugler rank badge: Chevrons (gold on red) surmounted by an embroidered drum (gold on dark blue)		Upper right arm - centrally, point of lowest chevron **270mm** below shoulder seam. Drum badge immediately above inside angle of upper chevron
Bugler SQ badge (drum): Embroidered (gold on dark blue)		Upper right arm - centrally, top edge of badge **150mm** below shoulder seam

Description	Image	Location and Measurements
Bd CSgt rank badge (lyre): Embroidered (gold on dark blue)		Lower right arm - centrally, bottom edge of badge **10mm** above point of sleeve slash
Bd Sgt rank badge: Chevrons (gold on red) surmounted by an embroidered lyre (gold on dark blue)		Upper right arm - centrally, point of lowest chevron **270mm** below shoulder seam. Lyre badge immediately above inside angle of upper chevron
Bd Cpl rank badge: Chevrons (gold on red) surmounted by an embroidered lyre (gold on dark blue)		Upper right arm - centrally, point of lowest chevron **270mm** below shoulder seam. Lyre badge immediately above inside angle of upper chevron
Bd LCpl rank badge: Chevrons (gold on red) surmounted by an embroidered lyre (gold on dark blue)		Upper right arm - centrally, point of lowest chevron **270mm** below shoulder seam. Lyre badge immediately above inside angle of upper chevron
Musician SQ badge (lyre): Embroidered (gold on dark blue)		Upper right arm - centrally, top edge of badge **150mm** below shoulder seam
Good Conduct Badge (4 years' qualifying service): Inverted chevrons (gold on red)		Lower left arm - centrally, inner angle of the lowest chevron **10mm** above the point of the sleeve slash.

Description	Image	Location and Measurements
Good Conduct Badge (8 years' qualifying service): Inverted chevrons (gold on red)		Lower left arm - centrally, inner angle of the lowest chevron **10mm** above the point of the sleeve slash.
Good Conduct Badge (12 years' qualifying service): I Inverted chevrons (gold on red)		Lower left arm - centrally, inner angle of the lowest chevron **10mm** above the point of the sleeve slash.
"ROYAL BAND" shoulder flash: Embroidered letters surmounted by a crown (gold on dark blue)		Below right shoulder (Note 1) - centrally, top edge of badge **20mm** below shoulder seam
Prince's badge: Embroidered royal cypher 'PP' in a lyre surmounted by a coronet (silver on dark blue)		Upper left arm - centrally, top edge of badge **50mm** below shoulder seam

19. 1AW Dress - Tropical Ceremonial Dress

Description	Image	Location & Measurements
Letters 'RM': (anodised)		Shoulder straps - centrally, bottom edge of letters **10mm** above shoulder seams
Globe & Laurel: Officer and WO1 (silver globe anodized laurel)		Stand-up collar - either side of the collar fastening edge set **5mm** above the collar seam with the centre of the badge **50mm** from outside edge of the collar
Globe & Laurel: WO2 and below (anodized)		Stand-up collar - either side of the collar fastening edge set **5mm** above the collar seam with the centre of the badge **50mm** from outside edge of the collar
Rank Slide: White cotton fabric rank slide for shoulder strap - hemmed edges	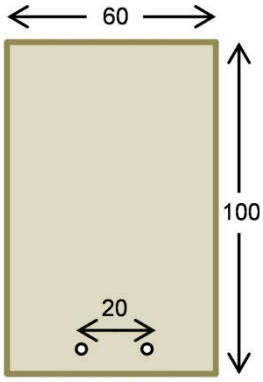	Dimensions: Width = **60mm** Length = **100mm** RM holes: Distance apart = **20mm** Distance from sides = **20mm** Distance from bottom = **10mm**
Major rank badge: Crown (anodized and red - size 22mm)		Shoulder straps (rank slide) - centrally, bottom edge of crown **5mm** above 'RM'

Description	Image	Location & Measurements
Captain rank badge: Bath stars (anodized and red - size 16mm)		Shoulder straps (rank slide) - centrally, bottom point of lowest star **5mm** above 'RM' (remaining stars positioned above the first to fit onto slide)
Lieutenant rank badge: Bath stars (anodized and red - size 16mm)		Shoulder straps (rank slide) - centrally, bottom point of lowest star **5mm** above 'RM' (remaining star positioned 5mm above the first)
WO1 badge: Embroidered Royal Arms (gold on dark blue)		Lower right arm (attached by Velcro) - centrally, bottom edge of badge **100mm** above point of sleeve slash
Bandmaster rank badge: Embroidered lyre in laurel wreath, surmounted by crown (gold on dark blue)		Lower right arm (attached by Velcro) - centrally, bottom edge of badge **100mm** above point of sleeve slash
Drum Major appointment badge: Four inverted chevrons (gold on red) surmounted by an embroidered drum (gold on dark blue)		Lower right arm (sewn to white backing and attached by Velcro) - centrally, lowest chevron points **100mm** above point of sleeve slash. Chevrons to be separated by **5mm**. Drum badge 10mm above top chevron point
Bugle Major appointment badge: Four inverted chevrons (gold on red) surmounted by an embroidered bugle (gold on dark blue)		Lower right arm (sewn to white backing and attached by Velcro) - centrally, lowest chevron points **100mm** above point of sleeve slash. Chevrons to be separated by **5mm**. Bugle badge 10mm above top chevron point

Description	Image	Location & Measurements
Brassard: White cotton fabric with shoulder strap loop and elastic strap - hemmed edges	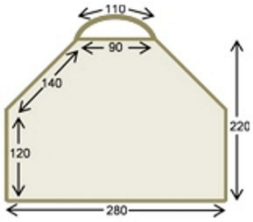	Dimensions: Full height = **220mm** (Note 6), Full width = **280mm**, Top width = **90mm**, Upper angles = **140mm**, Lower sides = **120mm**, Top loop = **110mm**, Elastic = **170mm**
CSgt Bugler / Bd CSgt rank badge: Embroidered globe on crossed flags with a fouled anchor below in a laurel wreath surmounted by a crown (gold on dark blue)		Upper right arm - sewn to brassard (Note 6) - centrally, lowest point of chevron 10mm above bottom edge of brassard. Bottom of CSgt badge immediately above inside angle of upper chevron
CSgt Bugler rank badge (drum): Embroidered drum (gold on dark blue)		Lower right arm (attached by Velcro) - centrally, bottom edge of badge **100mm** above point of sleeve slash
Sgt Bugler rank badge: Chevrons (gold on dark blue)		Upper right arm - sewn to brassard - centrally, lowest point of chevron **10mm** above bottom edge of brassard. Bottom of drum badge **10mm** above inside angle of upper chevron
Cpl Bugler rank badge: Chevrons (gold on dark blue)		Upper right arm - sewn to brassard - centrally, lowest point of chevron **10mm** above bottom edge of brassard. Bottom of drum badge **8mm** above inside angle of upper chevron
LCpl Bugler rank badge: Chevrons (gold on dark blue)		Upper right arm - sewn to brassard - centrally, lowest point of chevron **10mm** above bottom edge of brassard. Bottom of drum badge **10mm** above inside angle of upper chevron

Description	Image	Location & Measurements
Bugler SQ badge (drum): Embroidered (gold on dark blue)		Upper right arm - sewn to brassard - centrally, lowest point of drum badge **20mm** above bottom edge of brassard
Bd Sgt rank badge: Chevrons (gold on dark blue)		Upper right arm - sewn to brassard - centrally, lowest point of chevron **10mm** above bottom edge of brassard
Bd Cpl rank badge: Chevrons (gold on dark blue)		Upper right arm - sewn to brassard - centrally, lowest point of chevron **10mm** above bottom edge of brassard
Bd LCpl rank badge: Chevrons (gold on dark blue)		Upper right arm - sewn to brassard - centrally, lowest point of chevron **10mm** above bottom edge of brassard
'ROYAL BAND' shoulder flash: Embroidered letters surmounted by a crown (gold on dark blue)		Below right shoulder - sewn to brassard (Note 1) - centrally, top edge of badge immediately below top edge of brassard
Prince's Badge: Embroidered royal cypher 'PP' in a lyre surmounted by a coronet (silver on dark blue)		Upper left arm (attached by Velcro) - centrally, top edge of badge **50mm** below shoulder seam

20. 1B/1C Dress – Lovat Dress/Undress

Description	Image	Location and Measurements
Letters 'RM': (bronze)		Shoulder straps - centrally, bottom edge of letters **10mm** above shoulder seams
Globe & Laurel badges: (bronze)		Collar steps - centrally, on the steps of the collar, the bottom of the laurel wreath **5mm** above the edge of the step
Major rank badge: Crown (size 22mm) (bronze)		Shoulder straps - centrally, bottom edge of crown **5mm** above 'RM'
Major rank badge: Crown (size 22mm) (bronze)		Shoulder straps - centrally, bottom edge of crown **5mm** above 'RM'
Captain rank badge: Bath stars (size 16mm) (bronze)		Shoulder straps - centrally, bottom edge of lowest star **5mm** above 'RM' (remaining stars positioned **5mm** above each)

Description	Image	Location and Measurements
WO1 rank badge: Embroidered Royal Arms (gold on green)		Lower right arm - centrally, bottom edge of badge **10mm** above top of sleeve slash
Bandmaster rank badge: Embroidered lyre in laurel wreath, surmounted by crown (gold on green)		Lower right arm - centrally, bottom edge of badge **10mm** above top of sleeve slash
Drum Major appointment badge: Four inverted chevrons surmounted by an embroidered drum (gold on green)		Lower right arm - centrally, lowest chevron points **10mm** above point of sleeve slash. Drum badge **10mm** above top chevron point (chevrons are not separated)
Bugle Major appointment badge: Four inverted chevrons surmounted by an embroidered bugle (gold on green)		Lower right arm - centrally, lowest chevron points **10mm** above point of sleeve slash. Bugle badge **10mm** above top chevron point (chevrons are not separated)
CSgt rank badge: Embroidered crown (gold on green)		Upper right arm - centrally, point of lowest chevron **270mm** below shoulder seam. Bottom edge of badge immediately above inside angle of top chevron (Note 7)
Sgt rank badge: Chevrons (gold on green)		Upper right arm - centrally, point of lowest chevron **270mm** below shoulder seam (Note 7)

Description	Image	Location and Measurements
Cpl rank badge: Chevrons (gold on green)		Upper right arm - centrally, point of lowest chevron **270mm** below shoulder seam (Note 7)
LCpl rank badge: Chevron (gold on green)		Upper right arm - centrally, point of lowest chevron **270mm** below shoulder seam (Note 7)
'ROYAL BAND' shoulder flash: Embroidered letters surmounted by a crown (gold on green)		Below right shoulder (Note 1) - centrally, top edge of badge **20mm** below shoulder seam
Prince's Badge: Embroidered royal cypher 'PP' in a lyre surmounted by a coronet (silver on green)		Upper left arm - centrally, top edge of badge **50mm** below shoulder seam

21. 2A/2B Dress – Formal/Semi-Formal Evening Dress 'Mess Dress/Undress'

Description	Image	Location and Measurements
Globe & Laurel badges: (silver globe in gold laurel wreath on circular black velvet backing)		Lapels - centrally, on the lapels, with the centre of the badge **170mm** below the neck seam on the shoulder
Major rank badge: Crown (size 13mm) (anodized)		Left and right lapels - centrally, bottom of crown **10mm** above Globe & Laurel
Captain rank badge: Bath stars (size 13mm) (anodized)		Left and right lapels - centrally, bottom point of lowest star **10mm** above Globe & Laurel (remaining stars positioned **10mm** above the first)
Lieutenant rank badge: Bath stars (size 13mm) (anodized)		Left and right lapels - centrally, bottom point of lowest star **10mm** above Globe & Laurel (remaining star positioned **10mm** above the first)
WO1 rank badge: Embroidered Royal Arms (gold on scarlet)		Lower right arm - centrally, bottom edge of badge **10mm** above top of sleeve slash

Description	Image	Location and Measurements
Bandmaster rank badge: Embroidered lyre in laurel wreath, surmounted by crown (gold on scarlet)		Lower right arm - centrally, bottom edge of badge **10mm** above top of sleeve slash
Drum Major appointment badge: Four inverted chevrons surmounted by an embroidered drum (gold on scarlet)		Lower right arm - centrally, lowest point of chevron **10mm** above top of sleeve slash. Drum badge **10mm** above top chevron point
Bugle Major appointment badge: Four inverted chevrons surmounted by an embroidered bugle (gold on scarlet)		Lower right arm - centrally, lowest point of chevron **10mm** above top of sleeve slash. Bugle badge **10mm** above top chevron point
CSgt rank badge: Embroidered crown (gold on scarlet)		Upper right arm - centrally, point of lowest chevron **170mm** below shoulder seam. Bottom edge of crown immediately above inside angle of top chevron
Sgt rank badge: Chevrons (gold on scarlet)		Upper right arm - centrally, point of lowest chevron **170mm** below shoulder seam
'ROYAL BAND' shoulder flash: Embroidered letters surmounted by a crown (gold on scarlet)		Below right shoulder (Note 1) - centrally, top edge of badge **20mm** below shoulder seam

Description	Image	Location and Measurements
Prince's Badge: Embroidered royal cypher 'PP' in a lyre surmounted by a coronet (silver on scarlet)		Upper left arm - centrally, top edge of badge **50mm** below shoulder seam

22. 2C (Band) Dress – Informal Evening Dress ‘Red Sea Rig’

Description	Image	Location and Measurements
Rank Slide: White cotton fabric rank slide for shoulder strap - hemmed edges	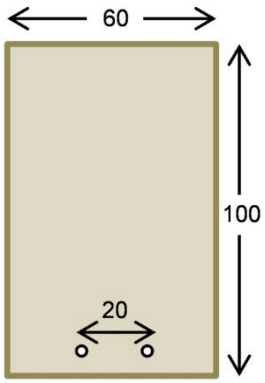	Dimensions: Width = **60mm** Length = **100mm** RM holes: Distance apart = **20mm** Distance from sides = **20mm** Distance from bottom = **10mm**
Letters ‘RM’: (anodized)		Shoulder straps (rank slide) - centrally, using holes provided (bottom edge of letters **10mm** above shoulder seams)
Major rank badge: Crown (anodized and red - size 22mm)		Shoulder straps (rank slide) - centrally, bottom edge of crown **5mm** above ‘RM’
Captain rank badge: Bath stars (anodized and red - size 16mm)		Shoulder straps (rank slide) - centrally, bottom point of lowest star **5mm** above ‘RM’ (remaining stars positioned above the first to fit onto slide)
Lieutenant rank badge: Bath stars (anodized and red - size 16mm)		Shoulder straps (rank slide) - centrally, bottom point of lowest star **5mm** above ‘RM’ (remaining star positioned **5mm** above the first)

Description	Image	Location and Measurements
WO1 rank badge: Royal Arms (anodized) on a white wrist strap		Right wrist - badge to appear upright when stood to attention
WO2 rank badge: Crown in laurel wreath (anodized) on a white wrist strap (Note 4)		Right wrist - badge to appear upright when stood to attention
Drum Major appointment badge: Four inverted chevrons surmounted by a drum (chrome) on a white wrist strap		Right wrist - badge to appear upright when stood to attention
Bugle Major appointment badge: Four inverted chevrons surmounted by a bugle (chrome) on a white wrist strap		Right wrist - badge to appear upright when stood to attention
Brassard: White cotton fabric with shoulder strap loop and elastic strap - hemmed edges	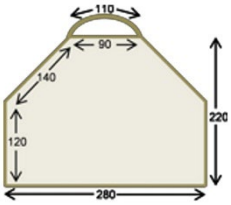	Dimensions: Full height = **220mm** (Note 6), Full width = **280mm**, Top width = **90mm**, Upper angles = **140mm**, Lower sides = **120mm**, Top loop = **110mm**, Elastic = **170mm**
CSgt rank badge: Embroidered globe on crossed flags with a fouled anchor below in a laurel wreath surmounted by a crown (gold on red)		Upper right arm - sewn to brassard (Note 5 and Note 6) - centrally, lowest point of chevron **10mm** above bottom edge of brassard. Bottom of CSgt badge immediately above inside angle of upper chevron

Description	Image	Location and Measurements
Sgt rank badge: Chevrons (gold on red)		Upper right arm - sewn to brassard (Note 5) - centrally, lowest point of chevron **10mm** above bottom edge of brassard
Cpl rank badge: Chevrons (gold on red)		Upper right arm - sewn to brassard (Note 5) - centrally, lowest point of chevron **10mm** above bottom edge of brassard
LCpl rank badge: Chevrons (gold on red)		Upper right arm - sewn to brassard (Note 5) - centrally, lowest point of chevron **10mm** above bottom edge of brassard
'ROYAL BAND' shoulder flash: Embroidered letters surmounted by a crown (gold on dark blue)		Below right shoulder - sewn to brassard (Note 1) - centrally, top edge of badge immediately below top edge of brassard
Prince's Badge: Embroidered royal cypher 'PP' in a lyre surmounted by a coronet (silver on dark blue)		Upper left arm - attached by Velcro - centrally, top edge of badge **50mm** below shoulder seam

23. 3A Dress – General Duty Dress ‘Half Lovats’ (Shirt Sleeve Order)

Description	Image	Location and Measurements
Letters ‘RM’: (bronze)		Shoulder straps - centrally, bottom edge of letters **10mm** above shoulder seams
Rank Slide: Khaki cotton fabric rank slide for shoulder strap - hemmed edges	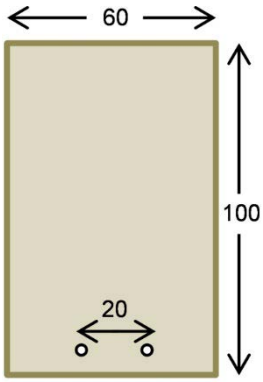	Dimensions: Width = **60mm** Length = **100mm** RM holes: Distance apart = **20mm** Distance from sides = **20mm** Distance from bottom = **10mm**
Major rank badge: Crown (size 22mm) (bronze)		Shoulder straps (rank slide) - centrally, bottom edge of crown **5mm** above ‘RM’
Captain rank badge: Bath stars (size 16mm) (bronze)		Shoulder straps (rank slide) - centrally, bottom point of lowest star **5mm** above ‘RM’ (remaining stars positioned above the first to fit onto slide)
Lieutenant rank badge: Bath stars (size 16mm) (bronze)		Shoulder straps (rank slide) - centrally, bottom point of lowest star **5mm** above ‘RM’ (remaining star positioned **5mm** above the first)

Description	Image	Location and Measurements
WO1 rank badge: Royal Arms (anodized) on a brown wrist strap		Right wrist - badge to appear upright when stood to attention
WO2 rank badge: Crown in laurel wreath (anodized) on a brown wrist strap (Note 4)		Right wrist - badge to appear upright when stood to attention
Drum Major appointment badge: Four inverted chevrons surmounted by a drum (chrome) on a brown wrist strap		Right wrist - badge to appear upright when stood to attention
Bugle Major appointment badge: Four inverted chevrons surmounted by a bugle (chrome) on a brown wrist strap		Right wrist - badge to appear upright when stood to attention
CSgt rank badge: Crown (white on khaki drill)		Upper right arm (Note 2) - centrally, point of lowest chevron **170mm** below shoulder seam. Bottom edge of crown immediately above inside angle of top chevron (bottom corners of crown backing material to be sewn behind chevrons)
Sgt rank badge: Chevrons (white on khaki drill)		Upper right arm - centrally, point of lowest chevron **170mm** below shoulder seam

Description	Image	Location and Measurements
Cpl rank badge: Chevrons (white on khaki drill)		Upper right arm - centrally, point of lowest chevron **170mm** below shoulder seam
LCpl rank badge: Chevron (white on khaki drill)		Upper right arm - centrally, point of lowest chevron **170mm** below shoulder seam
'ROYAL BAND' shoulder flash: Embroidered letters surmounted by a crown (blue on white)		Below right shoulder (Note 1) - centrally, top edge of badge **20mm** below shoulder seam
Prince's Badge: Embroidered royal cypher 'PP' in a lyre surmounted by a coronet (khaki on khaki drill)		Upper left arm - centrally, top edge of badge **50mm** below shoulder seam

24. 3C Dress – General Duty Dress 'Half Lovats' (JWH Order)

Description	Image	Location and Measurements
Lieutenant Colonel rank badge: Crown (black on olive)		Shoulder straps (rank slide)
Major rank badge: Crown (black on olive)		Shoulder straps (rank slide)
Captain rank badge: Bath stars (black on olive)		Shoulder straps (rank slide)
Lieutenant rank badge: Bath stars (black on olive)		Shoulder straps (rank slide)
WO1 rank badge: Royal Arms (scarlet boarder on khaki)		Lower right arm - centrally, bottom edge of badge **100mm** above turned up edge of cuff

Description	Image	Location and Measurements
Bandmaster rank badge: Lyre in laurel wreath, surmounted by crown (black on olive)		Lower right arm - centrally, bottom edge of badge **100mm** above turned up edge of cuff
Drum Major appointment badge: Four inverted chevrons surmounted by a drum (black on olive)		Lower right arm - centrally, bottom edge of badge **100mm** above turned up edge of cuff
Bugle Major appointment badge: Four inverted chevrons surmounted by a bugle (black on olive)		Lower right arm - centrally, bottom edge of badge **100mm** above turned up edge of cuff
CSgt rank badge: Crown (black on olive)		Upper right arm (Note 2) - centrally, point of lowest chevron **170mm** below shoulder seam bottom edge of crown immediately above chevrons
Sgt rank badge: Chevrons (black on olive)		Upper right arm - centrally, point of lowest chevron **170mm** below shoulder seam
Cpl rank badge: Chevrons (black on olive)		Upper right arm - centrally, point of lowest chevron **170mm** below shoulder seam

Description	Image	Location and Measurements
LCpl rank badge: Chevron (black on olive)		Upper right arm - centrally, point of lowest chevron **170mm** below shoulder seam
'ROYAL MARINES BAND SERVICE' shoulder flashes: Embroidered letters (red on dark blue)		Below right and left shoulder - Centrally, top edge of badge immediately below shoulder seams
'ROYAL BAND' shoulder flash: Embroidered letters surmounted by a crown (red on dark blue)		Below right shoulder (Note 1) - Centrally, top edge of badge **20mm** below shoulder seam
Prince's Badge: Embroidered royal cypher 'PP' in a lyre surmounted by a coronet (black on olive)		Upper left arm - Centrally, top edge of badge **50mm** below shoulder seam

25. 3C Dress – General Duty Dress ‘Half Lovats’ (Raincoat)

Description	Image	Location and Measurements
Lieutenant Colonel rank badge: Crown (black on olive)		Shoulder straps (rank slide)
Major rank badge: Crown (black on olive)		Shoulder straps (rank slide)
Captain rank badge: Bath stars (black on olive)		Shoulder straps (rank slide)
Lieutenant rank badge: Bath stars (black on olive)		Shoulder straps (rank slide)
WO1 rank badge: Royal Arms on a slide (black on olive)		Shoulder straps (rank slide)

Description	Image	Location and Measurements
Bandmaster rank badge: Lyre in laurel wreath, surmounted by crown on a slide (black on olive)		Shoulder straps (rank slide)
Drum Major appointment badge: Four inverted chevrons (four) surmounted by a drum on a slide (black on olive)		Shoulder straps (appointment slide)
Bugle Major appointment badge: Four inverted chevrons surmounted by a bugle on a slide (black on olive)		Shoulder straps (appointment slide)
CSgt rank badge: Crown and chevrons on a slide (black on olive)		Shoulder straps (rank slide)
Sgt rank badge: Chevrons on a slide (black on olive)		Shoulder straps (rank slide)
Cpl rank badge: Chevrons on a slide (black on olive)		Shoulder straps (rank slide)

Description	Image	Location and Measurements
LCpl rank badge: Chevron on a slide (black on olive)		Shoulder straps (rank slide)

26. 3B/3D Dress – General Duty Dress Summer/Winter 'Training Rig'

Description	Image	Location and Measurements
Lieutenant Colonel rank badge: Crown (black on olive)		Shoulder straps (rank slide)
Major rank badge: Crown (black on olive)		Shoulder straps (rank slide)
Captain rank badge: Bath stars (black on olive)		Shoulder straps (rank slide)
Lieutenant rank badge: Bath stars (black on olive)		Shoulder straps (rank slide)
WO1 badge: Royal Arms on a slide (black on olive)		Shoulder straps (rank slide)

Description	Image	Location and Measurements
WO1 rank badge: Royal Arms (bronze) on a brown wrist strap		Right wrist - badge to appear upright when stood to attention
WO2 badge: Crown in laurel wreath on a slide (black on olive)		Shoulder straps (rank slide)
WO2 rank badge: Crown in laurel wreath (bronze) on a brown wrist strap		Right wrist - badge to appear upright when stood to attention
Bandmaster badge: Lyre in laurel wreath, surmounted by crown on a slide (black on olive)		Shoulder straps (rank slide)
Drum Major appointment badge: Four inverted chevrons surmounted by a drum on a slide (black on olive)		Shoulder strap (appointment slide) (Note 3)
Bugle Major appointment badge: Four inverted chevrons surmounted by a bugle on a slide (black on olive)		Shoulder strap (appointment slide) (Note 3)

Description	Image	Location and Measurements
CSgt rank badge: Crown and chevrons on a slide (black on olive)		Shoulder straps (rank slide)
Sgt rank badge: Chevrons on a slide (black on olive)		Shoulder straps (rank slide)
Cpl rank badge: Chevrons on a slide (black on olive)		Shoulder straps (rank slide)
LCpl rank badge: Chevron on a slide (black on olive)		Shoulder straps (rank slide)
'ROYAL MARINES BAND SERVICE' shoulder flashes: Embroidered letters (black on olive)		Upper right and left arm - Centrally, top edge of badge immediately below shoulder seams
Prince's Badge: Embroidered royal cypher 'PP' in a lyre surmounted by a coronet (black on olive)		Upper left arm - Centrally, immediately below 'ROYAL MARINES BAND SERVICE' shoulder flash

27. Maternity Uniform

a. Maternity Cardigan (Note 9)

Description	Image	Location and Measurements
Major rank badge: Crown (black on olive)		Shoulder straps (rank slide)
Captain rank badge: Bath stars (black on olive)		Shoulder straps (rank slide)
Lieutenant rank badge: Bath stars (black on olive)		Shoulder straps (rank slide)
WO1 rank badge: Royal Arms (scarlet boarder on khaki)		Lower right arm - centrally, bottom edge of badge **100mm** above edge of cuff
Bandmaster rank badge: Lyre in laurel wreath, surmounted by crown (black on olive)		Lower right arm - centrally, bottom edge of badge **100mm** above edge of cuff

Description	Image	Location and Measurements
Drum Major appointment badge: Four inverted chevrons surmounted by a drum (black on olive)		Lower right arm - centrally, bottom edge of badge **100mm** above edge of cuff
Bugle Major appointment badge: Four inverted chevrons surmounted by a bugle (black on olive)		Lower right arm - centrally, bottom edge of badge **100mm** above edge of cuff
CSgt rank badge: Crown (black on olive)		Upper right arm (Note 2) - centrally, point of lowest chevron **170mm** below shoulder seam bottom edge of crown immediately above chevrons
Sgt rank badge: Chevrons (black on olive)		Upper right arm - centrally, point of lowest chevron **170mm** below shoulder seam
Cpl rank badge: Chevrons (black on olive)		Upper right arm - centrally, point of lowest chevron **170mm** below shoulder seam
LCpl rank badge: Chevron (black on olive)		Upper right arm - centrally, point of lowest chevron **170mm** below shoulder seam

Description	Image	Location and Measurements
‘ROYAL MARINES BAND SERVICE’ shoulder flashes: Embroidered letters (red on dark blue)		Below right and left shoulder - Centrally, top edge of badge immediately below shoulder seams
‘ROYAL BAND’ shoulder flash: Embroidered letters surmounted by a crown (red on dark blue)		Below right shoulder (Note 1) - Centrally, top edge of badge **20mm** below shoulder seam
Prince’s Badge: Embroidered royal cypher ‘PP’ in a lyre surmounted by a coronet (black on olive)		Upper left arm - Centrally, top edge of badge **50mm** below shoulder seam

b. **Maternity Dress**

Description	Image	Location and Measurements
Letters 'RM': (bronze)		Shoulder straps - Centrally, bottom edge of letters **10mm** above shoulder seams
Rank Slide: khaki cotton fabric rank slide for shoulder strap - hemmed edges	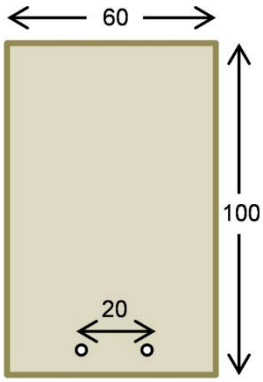	Dimensions: Width = **60mm** Length = **100mm** RM holes: Distance apart = **20mm** Distance from sides = **20mm** Distance from bottom = **10mm**
Major rank badge: crown (size 22mm) (bronze)		Shoulder straps (rank slide) - centrally, bottom edge of crown **5mm** above 'RM'
Captain rank badge: Bath stars (size 16mm) (bronze)		Shoulder straps (rank slide) - centrally, bottom point of lowest star **5mm** above 'RM' (remaining stars positioned above the first to fit onto slide)
Lieutenant rank badge: Bath stars (size 16mm) (bronze)		Shoulder straps (rank slide) - centrally, bottom point of lowest star **5mm** above 'RM' (remaining star positioned **5mm** above the first)

Description	Image	Location and Measurements
WO1 rank badge: Royal Arms (anodized) on a brown wrist strap		Right wrist - badge to appear upright when stood to attention
WO2 rank badge: crown in laurel wreath (anodized) on a brown wrist strap (Note 4)		Right wrist - badge to appear upright when stood to attention
Drum Major appointment badge: Four inverted chevrons surmounted by a drum (chrome) on a brown wrist strap		Right wrist - badge to appear upright when stood to attention
Bugle Major appointment badge: Four inverted chevrons surmounted by a bugle (chrome) on a brown wrist strap		Right wrist - badge to appear upright when stood to attention
CSgt rank badge: Crown (white on khaki drill)		Upper right arm (Note 2) - centrally, point of lowest chevron **170mm** below shoulder seam. Bottom edge of crown immediately above inside angle of top chevron (bottom corners of crown backing material to be sewn behind chevrons)
Sgt rank badge: Chevrons (white on khaki drill)		Upper right arm - centrally, point of lowest chevron **170mm** below shoulder seam

Description	Image	Location and Measurements
Cpl rank badge: Chevrons (white on khaki drill)		Upper right arm - centrally, point of lowest chevron **170mm** below shoulder seam
LCpl rank badge: Chevron (white on khaki drill)		Upper right arm - centrally, point of lowest chevron **170mm** below shoulder seam
'ROYAL BAND' shoulder flash: Embroidered letters surmounted by a crown (blue on white)		Below right shoulder (Note 1) - centrally, top edge of badge **20mm** below shoulder seam
Prince's Badge: Embroidered royal cypher 'PP' in a lyre surmounted by a coronet (khaki on khaki drill)		Upper left arm - centrally, top edge of badge **50mm** below shoulder seam

Notes:

1. RM Band Portsmouth ranks only - not worn in combat dress (the wearing of this badge is optional in 2A/2B Dress).

2. CSgts rank chevrons to be sewn 120mm on JWH, 190mm on stone shirt (short sleeves) and 290mm on ceremonial/blue tunics when worn with 'ROYAL BAND' shoulder flash.

3. Optional rank or appointment badge depending on operational requirements (appointment badges not available in bronze).

4. Worn by WO2 Bandmasters.

5. Drum badge not worn by Buglers (any rank).

6. Brassards to be an additional 40mm higher when 'ROYAL BAND' shoulder flash worn with Bd CSgt/CSgt Bugler (Sgt Bugler with drum badge - gold on dark blue only). Bottom of 'ROYAL BAND' shoulder flash sewn 10mm above top of CSgt (drum) badge.

7. SQ badge (lyre/drum) not worn.

8. The exact location of badges may differ slightly from the measurements provided depending on the length of the arm.

9. Maternity shirt as for 3A Dress (Shirt Sleeve Order).

ANNEX 40E

ILLUSTRATIONS OF ROYAL MARINE BADGES OF RANK AND OTHER INSIGNIA

1. Badges and Distinction Marks of Rank

a. **Officers.**

Cap/Beret Badges

Figure 40E-1a. General Officer, Brigadiers and Colonels

Figure 40E-1b. All Other Officers (Divided Badge) (Anodised or Bronze)

Cap/Peaks

Figure 40E-2a. General Officers

Figure 40E-2b. Brigadiers and Colonels, Lt Colonel and Major

Helmet Badge

Figure 40E-3. Gilded Metal

Buttons (Anodised and Bronze)

Figure 40E-4a.
Chin Strap (Cap)

Figure 40E-4b.
Corps Button -
All Ranks

Collar Badges

Figure 40E-5. Gilded Metal

Figure 40E-6. Embroidered Silver Globe in Gold Wreath

Shoulder Straps - Mess Jackets

Figure 40E-7a. General Officers

Figure 40E-7b. Brigadiers and Colonels

Officers Rank Badges

Figure 40E-8a. Lieutenant-Colonel

Figure 40E-8b. Major

Figure 40-c. Captain

Figure 40-8d. Lieutenant

Figure 40-8e. 2nd Lieutenant

b. **Warrant Officers, NCOs and Other Ranks.**

Cap/Beret Badges

Figure 40E-9a. WO1 (Officer's divided badge)

Figure 40E-9b. WO2 (Divided badge)

Figure 40E-9c. Ranks (Composite badge)

Helmet Badge (Gilded metal)

Figure 40E-10

Collar Badge

Figure 40E-11a
Warrant Officer 1

Figure 40E-11b.
Warrant Officer 2

Badge of Appointment

Figure 40E-12.
Provost Sergeant

Good Conduct Badges

Figure 40E-13a.
4 Years

Figure 40E-13b.
8 Years

Figure 40E-13c.
12 Years

Rank Badges

Figure 40E-14a.
Warrant Officer 1

Figure 40E-14b.
Warrant Officer 2

Figure 40E-14c.
Colour Sergeant
(for blue dress)

Figure 40E-14d.
Colour Sergeant
(for lovat dress)

Figure 40E-14e.
Sergeant

Figure 40E-14f.
Corporal

Figure 40E-14g.
Lance Corporal

Branch Badges

Figure 40E-15a.
Telecommunication Technician

Figure 40E-15b.
Other Tradesmen

Figure 40E-15c.
Defence Human Intelligence (HUMINT)
See Note

Note. *Defence Human Intelligence Badge worn on left forearm above Warrant Officer rank approximately 165mm from the cuff. Not worn on CU20.*

Shoulder Titles (All Ranks)

Figure 40E-16a.
Shoulder Flash

Figure 40E-16b.
Letters (Anodised and Bronze)

Figure 40E-16c.
Commando Dagger Badge (for other Services only)

Figure 40E-16d.
RN Tactical Ensign

Buttons

Figure 40E-17a.
Chin Strap (Cap)

Figure 40E-17b.
Corps Button (All Ranks)

Armlets

Figure 40E-18a.
RM Provost

Figure 40E-18b.
RM Police

2. Specialist Badges

a. Qualification and Skill

Figure 40E-19a.
Drill and Platoon Weapons

Figure 40E-19b.
Driver

Figure 40E-19c.
Signaller

Figure 40E-19d.
Physical training

Figure 40E-19e.
Sniper

Figure 40E-19f.
Marksman

Figure 40E-19g.
CGRM Shooting Badge

Figure 40E-19h.
HW (see Note 1)

Figure 40E-19i.
1st Class (Crown above) (see Note 2)

Figure 40E-19j.
2nd Class (Star above and below) (see Note 2)

Figure 40E-19k.
3rd Class (Star above) (see Note 2)

Notes:

1. The letters in wreath denote specialisation:

AE	*Assault Engineer*
AS	*Armoured Support*
CI	*Combat Intelligence*
HW	*Heavy Weapons*
IS	*Information Systems*
K	*Chef*
LC	*Landing Craft*
ML	*Mountain Leader*
MP	*Military Police*
SA	*Stores Accountant*
SC	*Swimmer Canoeist*

2. Stars and Crowns are included on the basic badge to denote grades within the specialist qualification.

b. **Qualification and Skill - All Ranks**

Figure 40E-20a.
Army Parachute Jump Instructor

Figure 40E-20b.
Observer Unit Light Aircraft

Figure 40E-20c.
Air Gunner Unit Light Aircraft

3. Naval Careers Service

Figure 40E-21. Careers Service Officers and Careers Advisers (see Note)

Note. *Worn centrally above the left breast pocket with the lower edge 3mm above the top seam or medal ribbon(s) when worn immediately above the pocket. If necessary, the badge may be displaced towards the left arm sufficient to prevent concealment by the left lapel.* ***Not to be worn with medals****.*

4. Band Service

Royal Marine Band Service personnel wear the same badges as Officers, Warrant Officers, NCOs and Men with the following exceptions:

Figure 40E-22.
Cap Badge

Grenade

Figure 40E-23a.
Royal Cypher - Silver

Worn above 'Grenade' cap badge and (without crown) on helmet plate

Figure 40E-23b.
Royal Cypher - Silver

Worn on helmet plate

Figure 40E-24.
Prince of Wales Plume - CTCRM

Silver (worn with anodised cap badge)

Collar Badge

Figure 40E-25.

Worn with No 1 dress below Band Sergeant, only on ceremonial tunic

Shoulder Titles

Figure 40E-26.

Special Badge

Figure 40E-27

Prince's Badge

Rank Badge

Figure 40E-28.
WO2 Bandmaster

Badges of Appointment

Figure 40E-29a.
Drum Major

Figure 40E-29b.
Bugle Major

Branch Badge

Figure 40E-30a.
Band Ranks

Figure 40E-30b.
Bugle

Royal Band

Figure 40E-31.
Ranks serving in Portsmouth Band

ANNEX 40F

SPECIAL BOAT SERVICE DRESS TABLES

1. 1B Dress - Formal Dress "Parade Lovats"

a. **Occasions for Wear.**

(1) When receiving The Sovereign, other crowned heads or heads of state.

(2) When receiving royalty unless ordered to the contrary by the relevant Service Chief.

(3) Full ceremonial state events as ordered.

(4) Inspections by Flag and General Officers.

(5) Funerals, parades and other appropriate ceremonial events.

b. **Description.**

Officers	WOs and SNCOs	Corporals and Marines
Beret and SBS cloth badge	Beret and SBS cloth badge	Beret and SBS cloth badge
Lovat suit	Lovat suit	Lovat suit
Lanyards (Note 1)	SBS Lanyard	SBS Lanyard
Stone long sleeved shirt	Stone long sleeved shirt	Stone long sleeved shirt
Light khaki braided tie	Khaki drab braided tie (Note 8)	Khaki drab braided tie
Socks combat general service	Socks combat general service	Socks combat general service
Sam Browne (Note 2)	Sam Browne/Sword belt/White belt (Note 4)	White belt (Note 4)
Sword (Note 3)	Sword/rifle (Note 3)	Rifle (Note 3)
Officer pattern boots	Army/Officer pattern boots (Note 5)	Army pattern boots (Note 5)
Brown cape gloves	Gloves (Note 6)	White gloves
SBS Para Wings (Note 9)	Sash (Note 7)	SBS Para Wings (Note 9)
	SBS Para Wings (Note 9)	

c. **Decorations/Medals.**

(1) Up to 2 stars of orders.

(2) 1 neck decoration.

(3) Medals.

Notes:

1. Blue officer pattern lanyard on left shoulder, SBS lanyard on the right shoulder.

2. Sam Browne always worn with a frog, whether with sword or not.

3. Sword/rifles are carried on parade when ordered.

4. WO1s wear Sam Browne, WOs2 wear sword belt, badged SNCOs and ORs wear band service white belt and SBS locket union.

5. WO2s and below wear Army pattern boots.

6. WO2s and above wear brown cape gloves, the remainder wear white gloves.

7. WO2s and below wear a scarlet sash.

8. WO1s wear light khaki braided tie.

9. For badged ranks and Special Forces Communicators.

Figure 40F-1a. Officers

Figure 40F-1b. WOs and SNCOs

Figure 40F-1c. Corporals and Marines

2. 1B Dress - Semi Formal Dress "Lovats"

a. **Occasions for Wear.** Occasions of duty or minor ceremonial.

b. **Description.**

Officers	WOs and SNCOs	Corporals and Marines
Beret and SBS cloth badge	Beret and SBS cloth badge	Beret and SBS cloth badge
Lovat suit	Lovat suit	Lovat suit
Cloth belt	Cloth belt	Cloth belt
Lanyards (Note 1)	SBS Lanyard (Note 2)	SBS Lanyard
Stone long sleeved shirt	Stone long sleeved shirt	Stone long sleeved shirt
Light khaki braided tie	Khaki drab braided tie (Note 3)	Khaki drab braided tie
Socks combat general service	Socks combat general service	Socks combat general service
Officer pattern shoes	Black shoes (Note 4)	Black shoes
SBS Para Wings (Note 6)	Sash (Note 5)	SBS Para Wings (Note 6)
	SBS Para Wings (Note 6)	

c. **Decorations/Medals.** Negative medals

Notes:

1. Blue officer pattern lanyard on left shoulder, SBS lanyard on the right shoulder.

2. WO1s to wear officer pattern lanyard on left shoulder.

3. WO1s wear light khaki braided tie.

4. WO1s wear officer pattern shoes.

5. WO2s and below wear scarlet sash.

6. SBS Para Wings for badged ranks and Special Forces Communicators.

Figure 40F-2a. Officers

Figure 40F-2b. WOs and SNCOs

Figure 40F-2c. Corporals and Marines

3. 3A Dress - General Duty Dress "Half Lovats"

a. **Occasions for Wear**. Semi formal day rig worn in camp and for day to day duties.

b. **Description.**

Officers	WOs and SNCOs	Corporals and Marines
Beret and SBS cloth badge	Beret and SBS cloth badge	Beret and SBS cloth badge
Lovat trousers	Lovat trousers	Lovat trousers
Cloth belt	SBS stable belt (Note 3)	SBS stable belt (Note 3)
Lanyards (Note 1)	SBS lanyard (Note 4)	SBS lanyard (Note 4)
Stone short sleeved shirt	Stone short sleeved shirt	Stone short sleeved shirt
Bronze SBS insignia (Note 2)	Bronze SBS insignia (Note 2)	Bronze SBS insignia (Note 2)
SBS stable belt (Note 3)	Socks combat general service	Socks combat general service
Socks combat general service	Black shoes	Black shoes
Officer pattern shoes	SBS Para Wings (Note 5)	SBS Para Wings (Note 5)
SBS Para Wings (Note 5)		

c. **Decorations/Medals.** None

Notes:

1. Blue officer pattern lanyard on left shoulder, SBS lanyard on the right shoulder.

2. All badged SBS ranks.

3. All badged SBS ranks.

4. All personnel serving with SBS.

5. SBS Para Wings for badged ranks and Special Forces Communicators.

Figure 40F-3a. Officers

Figure 40F-3b. WOs and SNCOs

Figure 40F-3c. Corporals and Marines

4. 3D Dress - General Duty Dress "Training Rig"

a. **Occasions for Wear.** Informal day rig worn in camp and for day to day duties.

b. **Description.**

Officers	WOs and SNCOs	Corporals and Marines
Beret (Note 1)	Beret (Note 1)	Beret (Note 1)
Combat 95 shirt	Combat 95 shirt	Combat 95 shirt
Rank Slide (Note 4)	Rank Slide (Note 4)	Rank Slide (Note 4)
Combat 95 trousers	Combat 95 trousers	Combat 95 trousers
Bronze cap badge (Note 2)	Bronze cap badge (Note 2)	Bronze cap badge (Note 2)
Green belt (Note 3)	Green belt (Note 3)	Green belt (Note 3)
Socks combat general service	Socks combat general service	Socks combat general service
Boots high leg combat	Boots high leg combat	Boots high leg combat

c. **Decorations/Medals.** None

Notes:

1. Officers/WO Split Badge.
2. SBS ranks cloth badge.
3. SBS ranks Stable Belt.
4. Black on Green.
5. T-shirt may be worn under CS95 shirt in cold weather.
6. Combat jacket/waterproofs may be worn in inclement weather.

ANNEX 40G

ROYAL MARINES BAND SERVICE DRESS TABLES

1. 1 Dress - Ceremonial Blue Dress

a. **Occasions for Wear.**

(1) When receiving The Sovereign, other crowned heads or heads of state.

(2) When receiving royalty unless ordered to the contrary by the relevant senior officer.

(3) Full ceremonial state events as ordered.

(4) Inspections by Flag and General Officers.

(5) Funerals, parades and other appropriate ceremonial events.

b. **Description.**

(1) **Officers.**

Director of Music
Helmet, Wolseley pattern
Plate, helmet, officers' pattern (Note 1)
Ball ornament, officers' pattern
Chain (stay), chin, gold plated
Tunic, gold braid (officers' pattern) (Note 2)
T-shirt
Trousers, overalls, blue (thick stripe)
Braces
Gloves, white
Baton
Sash, waist, crimson
Sword & scabbard, steel (short sword knot - gold) (Note 3)
Sword straps (1 short, 1 long - gold)
Sword waist belt (worn under crimson sash)
Socks, black
Wellington boots (Note 3)

(2) **WO1s and Appointed Ranks.**

Warrant Officer (Class 1)	Bandmaster	Drum Major	Bugle Major
Helmet, Wolseley pattern	Helmet, Wolseley pattern	Helmet, Wolseley pattern	Helmet, Wolseley pattern
Plate, helmet, officers' pattern (Note 1)	Plate, helmet, gold plated (Note 1)	Plate, helmet, gold plated (Note 1)	Plate, helmet, gold plated
Ball ornament, officers' pattern	Ball ornament, gold plated	Ball ornament, gold plated	Ball ornament, gold plated
Chain (stay), chin, gold plated	Chain (stay), chin, gold plated	Chain (stay), chin, gold plated	Chain (stay), chin, gold plated
Tunic, gold braid (officers' pattern) (Note 2 and Note 4)	Tunic, gold braid (SNCOs' pattern) (Note 2)	Tunic, gold braid (Drum Majors' pattern) (Note 2)	Tunic, gold braid (SNCOs' pattern) (Note 2 and Note 4)
T-shirt	T-shirt	T-shirt	T-shirt
Trousers, No 1, blue (thick or thin stripe)	Trousers, No 1, blue (thick stripe)	Trousers, overalls, blue (thick stripe)	Trousers, No 1, blue (thin stripe)
Braces	Braces	Braces	Braces
Gloves, white	Gloves, white	Gauntlets, white gauntlets (Drum Majors' pattern)	Gloves, white
Baton	Baton	Dress belt (Note 5)	Baton
Sash, waist, crimson	Sash, worsted, scarlet	Sash, worsted, scarlet	Sash, worsted, scarlet
Sword belt, waist (worn under crimson sash)	Sword belt and straps (1 short, 1 long - white)	Sword belt, waist (worn under tunic)	Sword belt and straps (1 short, 1 long - white)
Sword & scabbard, steel (short sword knot - gold)	Sword & scabbard, steel (sword knot - white)	Sword & scabbard, steel (short sword knot - white)	Sword & scabbard, steel (sword knot - white)
Sword straps (1 short, 1 long - gold)	Socks, black	Sword straps (1 short, 1 long - white)	Dress cords, silk
Socks, black	George boots	Socks, black	Socks, black
Parade boots (officers' pattern)		Wellington boots	George boots

(3) **Other Ranks.**

Band SNCO	SNCO Bugler	Band Corporal and Musician	Corporal Bugler and Bugler
Musical instrument(s) according to category (Note 6)			
Helmet, Wolseley pattern	Helmet, Wolseley pattern	Helmet, Wolseley pattern	Helmet, Wolseley pattern
Plate, helmet, gold plated (Note 1)	Plate, helmet, gold plated	Plate, helmet, gold plated (Note 1)	Plate, helmet, gold plated
Ball ornament, gold plated	Ball ornament, gold plated	Ball ornament, gold plated (Note 1)	Ball ornament, gold plated
Chain (stay), chin, gold plated	Chain (stay), chin, gold plated	Chain (stay), chin, gold plated	Chain (stay), chin, gold plated
Tunic, gold braid (SNCOs' pattern) (Note 2)	Tunic, gold braid (SNCOs' pattern) (Note 2)	Tunic, yellow braid (Note 2)	Tunic, yellow braid (Note 2)
T-shirt	T-shirt	T-shirt	T-shirt
Trousers, No 1, blue (thick stripe)	Trousers, No 1, blue (thin stripe)	Trousers, No 1, blue (thick stripe)	Trousers, No 1, blue (thin stripe)
Braces	Braces	Braces	Braces
Locket union (gold plated)	Locket union (gold plated)	Locket union (gold plated)	Locket union (gold plated)
Belt, white (plastic)	Belt, white (plastic)	Belt, white (plastic)	Belt, white (plastic)
Sash, worsted, scarlet	Dress cords, worsted	Cross strap and pouch (Note 7)	Dress cords, worsted
Socks, black	Sash, worsted, scarlet	Socks, black	Gloves, white
George boots	Gloves, white	George boots	Leg apron (white)
	Leg apron (white)		Drum sling
	Drum sling		Bugle cord
	Bugle cord		Drum traces (white)
	Drum traces (white)		Drum sticks (white)
	Drum sticks (white)		Socks, black
	Socks, black		George boots
	George boots		

c. **Decorations/Medals.** Medals.

Notes:

1. Directors of Music, Bandmasters and all Musicians serving in Portsmouth and CTCRM Bands are to wear the appropriate helmet plate with royal cyphers (not Buglers).

2. Prince's badge to be worn by all ranks in receipt of the award. Musicians and Buglers serving in Portsmouth Band (including the Director of Music, Bandmaster and (Corps) Drum Major) to wear the 'Royal Band' flash.

3. Principal Director of Music and any other RMBS Officers of Lt Col rank to wear spurs and long sword knot - gold.

4. Bugle Majors (including WO1 Bugle Majors) to wear silk dress cords.

5. Drum Majors to wear miniature medals on dress belt.

6. Bass drummers to wear tiger skin and gauntlets. Tenor drummers to wear leopard skin and gauntlets. Tuba and euphonium players to wear blue bass apron with gold braid.

7. With the exception of SNCOs, bass players, bass drummers, tenor drummers and Buglers, all Band Corporals and Musicians are to wear cross strap & pouch.

d. **Images.**

Figure 40G-1a. Director of Music.



Figure 40G-1b. WO2 Bandmaster.



Figure 40G-1c. Drum Major.

Figure 40G-1d. Bugle Major.

Figure 40G-1e. Band Colour Sergeant.

Figure 40G-1f. Sergeant Bugler.



Figure 40G-1g. Musician.

Figure 40G-1h. Bugler (Funerals Rig).

Figure 40G-1i. Bass Drummer.

Figure 40G-1j. Tenor Drummer

Figure 40G-1.k. Sword Position (Director of Music).

Figure 40G-1.l. Sword Position (Band Master & Bugle Major).



Figure 40G-1.m. Sword Position (Drum Major).

Figure 40G-1.n. Ceremonial Equipment.

(1) Helmet Plate (Officers' Pattern).

(2) Helmet Plate (Other Ranks).

(3) Helmet Plate (Portsmouth Band).

(4) Helmet Plate (CTCRM Band).

(5) Ball Ornament: Rear View (Officers' Pattern).

(6) Ball Ornament: Rear View (Other Ranks).

(7) Locket Union & Belt.

(8) Cross Strap & Pouch.

Figure 40G-1.o. Footwear.

(1) George Boot.

(2) Wellington Boot.

2. 1F Dress - Formal Dress

a. Occasions for Wear.

(1) Inspections by Flag and General Officers.

(2) Minor ceremonial occasions as an alternative to No 1 Ceremonial Dress (e.g. ushers, receptions following band engagements).

(3) Other occasions as ordered (including band concerts).

b. Description.

(1) Officers.

Director of Music (Note 1)
Cap (officers' pattern) (Note 10)
Tunic, gold braid (officers' pattern) (Note 2)
T-shirt
Trousers, overalls, blue (thick stripe)
Braces
Gloves, white (Note 3)
Sword straps (1 short, 1 long - gold)
Sword waist belt (worn under crimson sash)
Baton (as required)
Sash, waist, crimson
Socks, black
Wellington boots (Note 4)

(2) **WO1s & Appointed Ranks.**

Warrant Officer (Class 1) (Note 1)	Bandmaster (Note 1)	Drum Major	Bugle Major
Cap (officers' pattern)	Cap (Note 6 and Note 10)	Cap (Note 6 and Note 10)	Cap
Tunic, gold braid (officers' pattern) (Note 2 and Note 5)	Tunic, gold braid (SNCOs' pattern) (Note 2)	Tunic, gold braid (Drum Majors' pattern) (Note 2)	Tunic, gold braid (SNCOs' pattern) (Note 2 and Note 5)
T-shirt	T-shirt	T-shirt	T-shirt
Trousers, No 1, blue (thick or thin stripe)	Trousers, No 1, blue (thick stripe)	Trousers, overalls, blue (thick stripe)	Trousers, No 1, blue (thin stripe)
Braces	Braces	Braces	Braces
Baton	Baton	Dress belt (Note 8)	Baton
Sash, waist, crimson	Sash, worsted, scarlet	Sash, worsted, scarlet	Sash, worsted, scarlet
Sword belt, waist (worn under crimson sash)	Sword belt and straps (1 short, 1 long - white)	Sword belt, waist (worn under tunic)	Sword belt and straps (1 short, 1 long - white)
Sword straps (1 short, 1 long - gold)	Socks, black	Sword straps (1 short, 1 long - white)	Dress cords, silk
Gloves, white (Note 3)	Gloves, white (Note 3)	Gloves, white (Note 3)	Gloves, white (Note 3)
Socks, black	Shoes, black (Note 7)	Socks, black	Socks, black
Shoes (officers' pattern)		Wellington boots	Shoes, black (Note 7)

(3) **Other Ranks.**

Band SNCO	SNCO Bugler	Band Corporal and Musician	Corporal Bugler and Bugler
Musical instrument(s) according to category (Note 9)			
Cap (Note 6 and Note 10)	Cap (Note 10)	Cap (Note 6 and Note 10)	Cap (Note 10)
Tunic, gold braid (SNCOs' pattern) (Note 2)	Tunic, gold braid (SNCOs' pattern) (Note 2)	Tunic, yellow braid (Note 2)	Tunic, yellow braid (Note 2)
T-shirt	T-shirt	T-shirt	T-shirt
Trousers, No 1, blue (thick stripe)	Trousers, No 1, blue (thin stripe)	Trousers, No 1, blue (thick stripe)	Trousers, No 1, blue (thin stripe)
Braces	Braces	Braces	Braces
Locket union (gold plated)	Locket union (gold plated)	Locket union (gold plated)	Locket union (gold plated)
Belt, white (plastic)	Belt, white (plastic)	Belt, white (plastic)	Belt, white (plastic)
Sash, worsted, scarlet	Dress cords, worsted	Socks, black	Dress cords, worsted
Gloves, white (Note 3)	Gloves, white (Note 3)	Gloves, white (Note 3)	Gloves, white (Note 3)
Socks, black	Sash, worsted, scarlet	Shoes, black (Note 6)	Socks, black
Shoes, black (Note 6)	Socks, black		Shoes, black (Note 7)
	Shoes, black (Note 7)		

c. **Decorations/Medals.** Medals.

Notes:

1. When conducting concerts, orchestras and ensembles etc, Directors of Music and Bandmasters are to wear Mess Dress or Frockcoat (WO1s only) as appropriate.

2. Prince's badge to be worn by all ranks in receipt of the award. Musicians and Buglers serving in Portsmouth Band (including the Director of Music, Bandmaster and (Corps) Drum Major) to wear the 'Royal Band' flash.

3. To be worn if ordered.

4. Principal Director of Music to wear spurs and long sword knot - gold.

5. Bugle Majors (including WO1 Bugle Majors) to wear silk dress cords.

6. WO2 Bandmasters, (Corps) Drum Majors and all Musicians serving in Portsmouth and CTCRM Bands are to wear the appropriate cap badges with royal cyphers (not Buglers).

7. Females may wear 'Gibson' shoes or male equivalent shoes at their discretion.

8. Drum Majors to wear miniature medals on dress belt.

9. Tuba and euphonium players to wear blue bass apron with gold braid when performing.

10. Caps not worn when performing inside unless ordered. Caps worn when performing outside (e.g. Royal Garden Parties).

d. **Images.**

Figure 40G-2.a. Musician.

Figure 40G-2.b. Caps.

(1) Male (Officers/WO1).

(2) Female (Officers/WO1).

(3) Male (Other Ranks).

(4) Female (Other Ranks).

(5) Male (Portsmouth Band).

(6) Female (Portsmouth Band).

(7) Male (CTCRM Band).

(8) Female (CTCRM Band).

Figure 40G-2.c. Footwear.

(1) Gibson Shoe.

(2) Court Shoe.

3. 1 Dress - Ceremonial Blue Dress (Frockcoat Order)

a. **Occasions for Wear.** By Officers and WO1s only during the day when the wearing of No. 1 Dress - Ceremonial Blue Dress, would be inappropriate (e.g. when conducting a concert band during an afternoon performance).

b. **Description.**

Director of Music	Warrant Officer (Class 1)
Cap (officers' pattern)	Cap (officers' pattern)
Frockcoat (Note 1)	Frockcoat (Note 1)
T-shirt	T-shirt
Trousers, overalls, blue, thick stripe	Trousers, No. 1, blue, thick or thin stripe
Braces	Braces
Baton (as required)	Baton (as required)
Sash, waist, crimson	Sash, waist, crimson
Black socks	Black socks
Wellington boots (Note 2)	Parade boots (officers' pattern)

c. **Decorations/Medals.** Medal ribbons.

Notes:

1. Prince's badge to be worn by all ranks in receipt of the award. The Director of Music and WO1 Bandmaster of Portsmouth Band to wear the 'Royal Band' flash.

2. Principal Director of Music and any other RMBS Officers of Lt Col rank to wear spurs.

d. **Images.**

Figure 40G-3.a. Director of Music.

4. 1 Dress - Ceremonial Blue Dress (Greatcoat Order)

a. Occasions for Wear.

(1) When receiving HM the Sovereign, other crowned heads or heads of state in winter when ordered.

(2) When receiving royalty in winter unless ordered to the contrary by the relevant senior officer.

(3) Full ceremonial state events in winter as ordered (including Remembrance Day parades).

(4) Inspections in winter by Flag and General Officers.

(5) All Service parades taking place outside between 1 Nov - 31 Mar with the exception of HMS RALEIGH and CTCRM Pass Out Parades. Other parades may also be exempt from the wearing of Greatcoats at the discretion of the Director of Music in consultation with HQBSRM.

b. Description.

(1) Officers.

Director of Music
Helmet, Wolseley pattern
Plate, helmet, officers' pattern (Note 1)
Ball ornament, officers' pattern
Chain (stay), chin, gold plated
Greatcoat (Note 2)
T-shirt, black
Trousers, overalls, blue, thick stripe
Braces
White gloves
Baton
Sword & steel scabbard (short sword knot - gold) (Note 3)
Black socks
Wellington boots (Note 3)

(2) **WO1s & Appointed Ranks.**

Warrant Officer (Class 1)	Bandmaster	Drum Major	Bugle Major
Helmet, Wolseley pattern	Helmet, Wolseley pattern	Helmet, Wolseley pattern	Helmet, Wolseley pattern
Plate, helmet, officers' pattern (Note 1)	Plate, helmet, gold plated (Note 1)	Plate, helmet, gold plated (Note 1)	Plate, helmet, gold plated
Ball ornament, officers' pattern	Ball ornament, gold plated	Ball ornament, gold plated	Ball ornament, gold plated
Chain (stay), chin, gold plated	Chain (stay), chin, gold plated	Chain (stay), chin, gold plated	Chain (stay), chin, gold plated
Greatcoat (Note 2)	Greatcoat (Note 2)	Greatcoat (Note 2)	Greatcoat (Note 2)
T-shirt, black	T-shirt, black	Dress belt (Note 4)	T-shirt, black
Trousers, No 1, blue, thick or thin stripe	Trousers, No 1, blue, thick stripe	T-shirt, black	Trousers, No 1, blue, thin stripe
Braces	Braces	Trousers, overalls, blue, thick stripe	Braces
White gloves	White gloves	Braces	White gloves
Baton	Baton	White gauntlets (Drum Majors' pattern)	Baton
Sword & steel scabbard (short sword knot - gold)	Sash, worsted, scarlet	Sash, worsted, scarlet	Sash, worsted, scarlet
Black socks	Sword & steel scabbard (sword knot - white)	Sword & steel scabbard (short sword knot - white)	Sword & steel scabbard (sword knot - white)
Parade boots (officers' pattern)	Black socks	Sword waist belt (worn under tunic)	Black socks
	George boots	Black socks	George boots
		Wellington boots	

(3) **Other Ranks.**

Band SNCO	SNCO Bugler	Band Corporal and Musician	Corporal Bugler and Bugler
Musical instrument(s) according to category (Note 5)			
Helmet, Wolseley pattern	Helmet, Wolseley pattern	Helmet, Wolseley pattern	Helmet, Wolseley pattern
Plate, helmet, gold plated (Note 1)	Plate, helmet, gold plated	Plate, helmet, gold plated	Plate, helmet, gold plated
Ball ornament, gold plated	Ball ornament, gold plated	Ball ornament, gold plated (Note 1)	Ball ornament, gold plated
Chain (stay), chin, gold plated	Chain (stay), chin, gold plated	Chain (stay), chin, gold plated	Chain (stay), chin, gold plated
Greatcoat (Note 2)	Greatcoat (Note 2)	Greatcoat (Note 2)	Greatcoat (Note 2)
T-shirt, black	T-shirt, black	T-shirt, black	T-shirt, black
Trousers, No 1, blue, thick stripe	Trousers, No 1, blue, thin stripe	Trousers, No 1, blue, thick stripe	Trousers, No 1, blue, thin stripe
Braces	Braces	Braces	Braces
	White Gloves		
Sash, worsted, scarlet	Sash, worsted, scarlet	Black socks	Drum sling
Black socks	Drum sling	George boots	Bugle cord
George boots	Bugle cord		Drum traces (white)
	Drum traces (white)		Drum sticks (white)
	Drum sticks (white)		Black socks
	Black socks		George boots
	George boots		

c. **Decorations/Medals.** None.

Notes:

1. Directors of Music, Bandmasters and all Musicians serving in Portsmouth and CTCRM Bands are to wear the appropriate helmet plate with royal cyphers (not Buglers).

2. Greatcoat hem to be 457mm (18”) from the ground. ‘Royal Band’ flash, Prince’s badge and Drum badge not worn. Anodized letters ’RM’ and collar badges to be worn (officers and WO1s wear anodized & silver collar badges).

3. Principal Director of Music and any other RMBS Officers of Lt Col rank to wear spurs and long sword knot - gold.

4. Drum Majors will wear miniature medals on dress belt.

5. Cross strap & pouch and tiger/leopard skin are not worn (bass drummers to wear collar open).

6. Band SNCOs, Band Corporals and Musicians may wear issued blue fingerless gloves when ordered by the Director of Music/Bandmaster.

d. **Images.**

Figure 40G-4.a. Director of Music.

Figure 40G-4.b. Other Ranks.

(1) Drum Major.

(2) Sergeant Bugler.

(3) Bass Drummer.

(4) Band Corporal.

5. 1A Dress - Regimental Blue Dress

a. Occasions for Wear.

(1) Inspections by Flag and General Officers.

(2) Minor ceremonial occasions as an alternative to No. 1 Dress -Ceremonial Blue Dress.

(3) Other occasions as ordered.

b. Description.

(1) Officers.

Director of Music
Cap (officers' pattern)
Tunic (officers' pattern) (Note 1)
Trousers, blue (thick stripe)
Braces
Gloves, brown, cape (Note 2)
Sam Browne (with Frog)
Sword and scabbard, leather, brown (Note 3)
Lanyard, blue (officers' pattern)
Shirt, white, long sleeved
Tie, black
Socks, black
Boots (officers' pattern)

(2) **WO1s & Appointed Ranks.**

Warrant Officer (Class 1)	Bandmaster	Drum Major	Bugle Major
Cap (officers' pattern)	Cap (Note 4)	Cap (Note 4)	Cap
Tunic (WO1 pattern) (Note 1)	Tunic (Note 1)	Tunic (Note 1)	Tunic (Note 1 and Note 5)
T-shirt	T-shirt	T-shirt	T-shirt
Trousers, blue (thick or thin stripe)	Trousers, blue (thick stripe)	Trousers, blue (thin stripe)	Trousers, blue (thin stripe)
Braces	Braces	Braces	Braces
Gloves, brown, cape (Note 2)	Gloves, brown, cape (Note 2)	Gloves, brown, cape (Note 2)	Gloves, brown, cape (Note 2)
Sam Browne (with Frog)	Sword belt, brown	Sword belt, brown	Sword belt, brown
Sword and scabbard, leather, brown (Note 3)	Sword and scabbard, leather, brown (Note 3)	Sword and scabbard, leather, brown (Note 3)	Sword and scabbard, leather, brown (Note 3)
Lanyard, blue (officers' pattern)	Sword straps (1 short, 1 long – brown)	Sword straps (1 short, 1 long – brown)	Sword straps (1 short, 1 long – brown)
Socks, black	Sash, worsted, scarlet	Sash, worsted, scarlet	Sash, worsted, scarlet
Boots (officers' pattern)	Socks, black	Socks, black	Dress cords, silk
	George boots	George boots	Socks, black
			George boots

(3) **Other Ranks**

Band SNCO	SNCO Bugler	Band Corporal and Musician	Corporal Bugler and Bugler
Cap (Note 4)	Cap	Cap (Note 4)	Cap
Tunic (Note 1)	Tunic (Note 1)	Tunic (Note 1)	Tunic (Note 1)
T-shirt	T-shirt	T-shirt	T-shirt
Trousers, blue (thick stripe)	Trousers, blue (thin stripe)	Trousers, blue (thick stripe)	Trousers, blue (thin stripe)
Braces	Braces	Braces	Braces
Gloves, white (Note 2)	Gloves, white (Note 2)	Gloves, white (Note 2)	Gloves, white (Note 2)
Locket union (gold plated)	Locket union (gold plated)	Locket union (gold plated)	Locket union (gold plated)
Belt, white (plastic)	Belt, white (plastic)	Belt, white (plastic)	Belt, white (plastic)
Sash, worsted, scarlet	Sash, worsted, scarlet	Socks, black	Dress cords, worsted
Socks, black	Dress cords, worsted	George boots	Socks, black
George boots	Socks, black		George boots
	George boots		

c. **Decorations/Medals.**

(1) Collar and/or broad riband.

(2) Up to 4 stars of orders.

(3) Up to 3 neck decorations.

(4) Medals.

Notes:

1. Prince's badge to be worn by all ranks in receipt of the award. Musicians and Buglers serving in Portsmouth Band (including the Director of Music, Bandmaster and (Corps) Drum Major) to wear the 'Royal Band' flash. Anodized letters 'RM' and collar badges to be worn (officers and WO1s wear anodized & silver collar badges).

2. Gloves may be omitted in summer if ordered by the Senior Officer present.

3. Swords are carried on parade or when ordered.

4. WO2 Bandmasters, (Corps) Drum Majors and all Musicians serving in Portsmouth and CTCRM Bands are to wear the appropriate cap badges with royal cyphers (not Buglers).

5. Bugle Majors to wear silk dress cords (not WO1 Buglers).

6. Additional information regarding No. 1A Dress is located at Annex 40G.

d. **Images.**

Figure 40G-5.a. Bugle Major.

Figure 40G-5.b. Sergeant Bugler.

6. 1AS Dress – Regimental Blue Dress

a. Occasions for Wear.

(1) Occasions of duty or minor ceremonial.

(2) Other occasions as ordered (including orchestras, small ensembles etc).

b. Description.

(1) Officers.

Director of Music (Note 1)
Cap (officers' pattern) (Note 8)
Tunic, No 1 Blues (officers' pattern) (Note 2)
Trousers, blue (thick stripe)
Braces
Lanyard, blue (officers' pattern)
Sam Browne (with Frog) (Note 3)
Shirt, white, long sleeved
Tie, black
Socks, black
Shoes (officers' pattern)
Gloves, brown, cape (Note 4)

(2) WO1s & Appointed Ranks.

Warrant Officer (Class 1) (Note 1)	Bandmaster (Note 1)	Drum Major	Bugle Major
Cap (officers' pattern) (Note 8)	Cap (Note 5 and Note 8)	Cap (Note 5 and Note 8)	Cap (Note 8)
Tunic (WO1 pattern) (Note 2)	Tunic (Note 2)	Tunic (Note 2)	Tunic (Note 2 and Note 9)
T-shirt	T-shirt	T-shirt	T-shirt
Trousers, blue (thick or thin stripe)	Trousers, blue (thick stripe)	Trousers, blue (thin stripe)	Trousers, blue (thin stripe)
Braces	Braces	Braces	Braces
Sam Browne (with Frog) (Note 3)	Sword belt, brown (Note 3)	Sword belt, brown (Note 3)	Sword belt, brown (Note 3)
Lanyard, blue (officers' pattern)	Sash, worsted, scarlet	Sash, worsted, scarlet	Sash, worsted, scarlet
Socks, black	Socks, black	Socks, black	Dress cords, silk
Gloves, brown, cape (Note 4)	Gloves, brown, cape (Note 4)	Gloves, brown, cape (Note 4)	Gloves, brown, cape (Note 4)
Shoes (officers' pattern)	Shoes, black (Note 6)	George boots	Socks, black
			Shoes, black (Note 6)

(3) **Other Ranks.**

Band SNCO	SNCO Bugler	Band Corporal and Musician	Corporal Bugler and Bugler
Musical instrument(s) according to category (Note 7)			
Cap (Note 5 and Note 8)	Cap (Note 8)	Cap (Note 5 and Note 8)	Cap (Note 8)
Tunic (Note 2)	Tunic (Note 2)	Tunic (Note 2)	Tunic (Note 2)
T-shirt	T-shirt	T-shirt	T-shirt
Trousers, blue (thick stripe)	Trousers, blue (thin stripe)	Trousers, blue (thick stripe)	Trousers, blue (thin stripe)
Braces	Braces	Braces	Braces
Belt, cloth	Belt, cloth	Belt, cloth	Belt, cloth
Sash, worsted, scarlet	Sash, worsted, scarlet	Socks, black	Dress cords, worsted
Gloves, white (Note 4)	Gloves, white (Note 4)	Gloves, white (Note 4)	Gloves, white Note 4)
Socks, black	Dress cords, worsted	Shoes, black (Note 6)	Socks, black
Shoes, black (Note 6)	Socks, black		Shoes, black (Note 6)
	Shoes, black (Note 6)		

c. **Decorations/Medals.** Medal ribbons.

Notes:

1. When conducting concerts, orchestras and ensembles etc, Directors of Music and Bandmasters are to wear Mess Dress or Frockcoat.

2. Prince's badge to be worn by all ranks in receipt of the award. Musicians and Buglers serving in Portsmouth Band (including the Director of Music, Bandmaster and (Corps) Drum Major) to wear the 'Royal Band' flash. Anodized letters 'RM' and collar badges to be worn (officers and WO1s wear anodized & silver collar badges).

3. Cloth belt (blue) to be worn if ordered.

4. Gloves may be worn outdoors in winter.

5. WO2 Bandmasters, (Corps) Drum Majors and all Musicians serving in Portsmouth and CTCRM Bands are to wear the appropriate cap badges with royal cyphers (not Buglers).

6. Females may wear 'Gibson' shoes or male equivalent shoes at their discretion.

7. Tuba and euphonium players to wear blue bass apron with gold braid.

8. Caps not worn when performing inside unless ordered. Caps worn when performing outside (e.g. Royal Garden Parties).

9. Bugle Majors to wear silk dress cords (not WO1 Buglers).

d. **Images.**

Figure 40G-6.a. Musician.

Figure 40G-6.b. Musician (Violin/Viola).

(1) Without Left Collar Badge.

(2) Playing Position.

7. 1AW Dress - Tropical Ceremonial Dress

a. Occasions for Wear.

(1) When receiving The Sovereign, other crowned heads or heads of state.

(2) When receiving royalty unless ordered to the contrary by the relevant senior officer.

(3) Full ceremonial state events as ordered.

(4) Inspections by Flag and General Officers.

(5) Funerals, Courts Martial, parades and other appropriate ceremonial events.

b. Description.

(1) Officers.

Director of Music
Helmet, Wolseley pattern
Plate, helmet, officers' pattern (Note 1)
Ball ornament, officers' pattern
Chain (stay), chin, gold plated
Tunic, white (officers' pattern) (Note 2 and Note 3)
T-shirt, plain, white
Trousers, ceremonial dress, white
Braces, white
White gloves
Baton
Sash, waist, crimson
Sword & steel scabbard (short sword knot - gold) (Note 3)
Sword straps (1 short, 1 long - gold)
Sword waist belt (worn under crimson sash)
Socks, white
Shoes, white

(2) **WO1s & Appointed Ranks.**

Warrant Officer (Class 1)	Bandmaster	Drum Major	Bugle Major
Helmet, Wolseley pattern	Helmet, Wolseley pattern	Helmet, Wolseley pattern	Helmet, Wolseley pattern
Plate, helmet, officers' pattern (Note 1 and Note 4)	Plate, helmet, gold plated (Note 1)	Plate, helmet, gold plated (Note 1)	Plate, helmet, gold plated
Ball ornament, officers' pattern	Ball ornament, gold plated	Ball ornament, gold plated	Ball ornament, gold plated
Chain (stay), chin, gold plated	Chain (stay), chin, gold plated	Chain (stay), chin, gold plated	Chain (stay), chin, gold plated
Tunic, white (officers' pattern) (Note 2 and Note 3)	Tunic, white (Note 2 and Note 3)	Tunic, white (Note 2 and Note 3)	Tunic, white (Note 2, Note 3 and Note 4)
T-shirt, plain, white	T-shirt, plain, white	Dress belt (Note 5)	Dress cords, silk
Trousers, ceremonial dress, white	Trousers, ceremonial dress, white	T-shirt, plain, white	T-shirt, plain, white
Braces, white	Braces, white	Trousers, ceremonial dress, white	Trousers, ceremonial dress, white
White gloves	White gloves	Braces, white	Braces, white
Baton	Baton	White gauntlets (Drum Majors' pattern)	White gloves
Sash, waist, crimson	Sash, worsted, scarlet	Sash, worsted, scarlet	Baton
Sword & steel scabbard (short sword knot - gold)	Sword & steel scabbard (sword knot - white)	Sword & steel scabbard (short sword knot - white)	Sash, worsted, scarlet
Sword straps (1 short, 1 long - gold)	Sword belt and straps (1 short, 1 long - white) (Note 7)	Sword straps (1 short, 1 long - white)	Sword & steel scabbard (sword knot - white)
Sword waist belt (worn under crimson sash)	Socks, white	Sword waist belt (worn under tunic)	Sword belt and straps (1 short, 1 long - white) (Note 7)
Socks, white	Shoes, white	Socks, white	Socks, white
Shoes, white		Shoes, white	Shoes, white

(3) **Other Ranks**

Band SNCO	SNCO Bugler	Band Corporal and Musician	Corporal Bugler and Bugler
Musical instrument(s) according to category (Note 6)			
Helmet, Wolseley pattern	Helmet, Wolseley pattern	Helmet, Wolseley pattern	Helmet, Wolseley pattern
Plate, helmet, gold plated (Note 1)	Plate, helmet, gold plated	Plate, helmet, gold plated	Plate, helmet, gold plated
Ball ornament, gold plated	Ball ornament, gold plated	Ball ornament, gold plated (Note 1)	Ball ornament, gold plated
Chain (stay), chin, gold plated	Chain (stay), chin, gold plated	Chain (stay), chin, gold plated	Chain (stay), chin, gold plated
Tunic, white (Note 2 and Note 3)	Tunic, white (Note 2 and Note 3)	Tunic, white (Note 2 and Note 3)	Tunic, white (Note 2 and Note 3)
T-shirt, plain, white	Dress cords, worsted	T-shirt, plain, white	Dress cords, worsted
Trousers, ceremonial dress, white	T-shirt, plain, white	Trousers, ceremonial dress, white	T-shirt, plain, white
Braces, white	Trousers, ceremonial dress, white	Braces, white	Trousers, ceremonial dress, white
Sash, worsted, scarlet	Braces, white	Belt, cloth, white	Braces, white
Belt, cloth, white	Sash, worsted, scarlet	Socks, white	Belt, cloth, white
Socks, white	Belt, cloth, white	Shoes, white	Drum sling
Shoes, white	Drum sling		Bugle cord
	Bugle cord		Drum traces (white)
	Drum traces (white)		Drum sticks (white)
	Drum sticks (white)		Socks, white
	Socks, white		Shoes, white
	Shoes, white		

c. **Decorations/Medals.**

(1) Collar and/or broad riband.

(2) Up to 4 stars of orders.

(3) Up to 3 neck decorations.

(4) Medals.

Notes:

1. Directors of Music, Bandmasters and all Musicians serving in Portsmouth and CTCRM Bands are to wear the appropriate helmet plate with royal cyphers (not Buglers).

2. Gold on dark blue rank badges on white brassards (as appropriate), brass belt hooks, anodized buttons, letters 'RM' and collar badges to be worn (officers and WO1s wear anodized & silver collar badges).

3. Prince's badge to be worn by all ranks in receipt of the award. Musicians and Buglers serving in Portsmouth Band (including the Director of Music, Bandmaster and (Corps) Drum Major) to wear the 'Royal Band' flash (brassard as appropriate).

4. Bugle Majors to wear silk Dress cords (not WO1 Buglers).

5. Drum Majors to wear miniature medals on dress belt.

6. Bass drummers to wear tiger skin and gauntlets. Tenor drummers to wear leopard skin and gauntlets. Tuba and euphonium players to wear white bass apron.

7. Cloth belt is optional.

d. **Images.**

Figure 40G-7a. Director of Music.



Figure 40G-7b. Drum Major.

Figure 40G-7c. Drum Major (Sword Position).



Figure 40G-7d. Band Corporal.

Figure 40G-7e. Bugler.

8. 1B Dress - Lovat Dress

a. Occasions for Wear.

(1) Inspections by Flag and General Officers.

(2) Minor ceremonial occasions as an alternative to No. 1A Dress.

(3) Courts Martial as appropriate.

(4) Other occasions as ordered (Note 1).

b. Description.

(1) Officers.

Director of Music
Cap (officers' pattern)
Lovat suit (jacket and trouser) (Note 2)
Braces
Shirt, stone, long sleeved
Tie, braided, light khaki
Gloves, brown, cape (Note 3)
Sam Browne (with Frog)
Sword and scabbard, leather, brown (Note 3)
Lanyard, blue (officers' pattern)
Socks, black (Note 4)
Boots (officers' pattern)

(2) **WO1s & Appointed Ranks.**

Warrant Officer (Class 1)	Bandmaster	Drum Major	Bugle Major
Cap (officers' pattern)	Cap (Note 5)	Cap (Note 5)	Cap (Note 5)
Lovat suite (jacket and trouser) (Note 2)	Lovat suite (jacket and trouser) (Note 2)	Lovat suite (jacket and trouser) (Note 2)	Lovat suite (jacket and trouser) (Note 2)
Braces	Braces	Braces	Braces
Shirt, stone, long sleeved	Shirt, stone, long sleeved	Shirt, stone, long sleeved	Shirt, stone, long sleeved
Tie, braided, light khaki	Tie, worsted, drab	Tie, worsted, drab	Tie, worsted, drab
Gloves, brown, cape (Note 3)	Gloves, brown, cape (Note 3)	Gloves, brown, cape (Note 3)	Gloves, brown, cape (Note 3)
Sam Browne (with Frog)	Sword belt, brown	Sword belt, brown	Sword belt, brown
Sword and scabbard, leather, brown (Note 3)	Sword straps (1 short, 1 long – brown)	Sword straps (1 short, 1 long – brown)	Sword straps (1 short, 1 long – brown)
Lanyard, blue (officers' pattern)	Sash, worsted, scarlet	Sash, worsted, scarlet	Sash, worsted, scarlet
Socks, black (Note 4)	Sword and scabbard, leather, brown (Note 3)	Sword and scabbard, leather, brown (Note 3)	Sword and scabbard, leather, brown (Note 3)
Boots (officers' pattern)	Socks, black	Socks, black	
	George boots	George boots	Socks, black
			George boots

(3) **Other Ranks.**

Band SNCO	SNCO Bugler
Cap (Note 5)	Cap (Note 5)
Lovat suite (jacket and trouser) (Note 2)	Lovat suite (jacket and trouser) (Note 2)
Braces	Braces
Shirt, stone, long sleeved	Shirt, stone, long sleeved
Tie, worsted, drab	Tie, worsted, drab
Gloves, white (Note 3)	Gloves, white (Note 3)
Locket union (gold plated)	Locket union (gold plated)
Belt, white (plastic)	Belt, white (plastic)
Sash, worsted, scarlet	Sash, worsted, scarlet
Socks, black	
George boots	Socks, black
	George boots

c. **Decorations/Medals.**

(1) Up to 2 stars of orders.

(2) 1 neck decoration.

(3) Medals.

Notes:

1. No. 1B Dress is only to be worn by Directors of Music, Bandmasters, Drum Majors, Bugle Majors, HQBSRM SNCOs, Volunteer Band Instructors and designated RMBS personnel with authority from SO2 Band.

2. Prince's badge to be worn by all ranks in receipt of the award. Musicians and Buglers serving in Portsmouth Band (including the Director of Music, Bandmaster and (Corps) Drum Major) to wear the 'Royal Band' flash. Bronze letters 'RM' and collar badges to be worn.

3. Swords are carried on parade or when ordered. Gloves are normally worn on parade and in winter but may be omitted in summer if ordered.

4. Lovat coloured socks may be worn – purchased at own expense.

5. WO2 Bandmasters, (Corps) Drum Majors and all Musicians serving in Portsmouth and CTCRM Bands are to wear the appropriate cap badges with royal cyphers (not Buglers).

d. **Images.**

Figure 40G-8.a. Officer.

Figure 40G-8.b. Bugle Major.

9. 1C Dress - Lovat Undress

a. **Occasions for Wear.** Occasions of duty or minor ceremonial (Note 1).

b. **Description.**

(1) **Officers.**

Director of Music
Cap (officers' pattern)
Lovat suit (jacket and trouser) (Note 2)
Braces
Shirt, stone, long sleeved
Tie, braided, light khaki
Belt, cloth, lovat
Lanyard, blue (officers' pattern)
Socks, black (Note 3)
Shoes (officers' pattern)

(2) **WO1s & Appointed Ranks**

Warrant Officer (Class 1)	Bandmaster	Drum Major	Bugle Major
Cap (officers' pattern)	Cap (Note 4)	Cap (Note 4)	Cap (Note 4)
Lovat suite (jacket and trouser) (Note 2)	Lovat suite (jacket and trouser) (Note 2)	Lovat suite (jacket and trouser) (Note 2)	Lovat suite (jacket and trouser) (Note 2)
Braces	Braces	Braces	Braces
Shirt, stone, long sleeved	Shirt, stone, long sleeved	Shirt, stone, long sleeved	Shirt, stone, long sleeved
Tie, braided, light khaki	Tie, worsted, drab	Tie, worsted, drab	Tie, worsted, drab
Belt, cloth, lovat	Belt, cloth, lovat	Belt, cloth, lovat	Belt, cloth, lovat
Lanyard, blue (officers' pattern)	Sash, worsted, scarlet	Sash, worsted, scarlet	Sash, worsted, scarlet
Socks, black (Note 3)	Socks, black	Socks, black	
Shoes (officers' pattern)	George boots	George boots	Socks, black
			George boots

(3) **Other Ranks**

Band SNCO	SNCO Bugler
Cap (Note 4)	Cap (Note 4)
Lovat suite (jacket and trouser) (Note 2)	Lovat suite (jacket and trouser) (Note 2)
Braces	Braces
Shirt, stone, long sleeved	Shirt, stone, long sleeved
Tie, worsted, drab	Tie, worsted, drab
Belt, cloth, lovat	Belt, cloth, lovat
Sash, worsted, scarlet	Sash, worsted, scarlet
Socks, black	
George boots	Socks, black
	George boots

c. **Decorations/Medals.** Medal Ribbons (Note 5).

(1) Up to 2 stars of orders.

(2) 1 neck decoration.

(3) Medal ribbons.

Notes:

1. No. 1C Dress is only to be worn by Directors of Music, Bandmasters, Drum Majors, Bugle Majors, HQBSRM SNCOs, Volunteer Band Instructors and designated RMBS personnel with authority from SO2 Band.

2. Prince's badge to be worn by all ranks in receipt of the award. Musicians and Buglers serving in Portsmouth Band (including the Director of Music, Bandmaster and (Corps) Drum Major) to wear the Royal Band flash. Bronze letters RM' and collar badges to be worn.

3. Lovat coloured socks may be worn – purchased at own expense.

4. WO2 Bandmasters, (Corps) Drum Majors and all Musicians serving in Portsmouth and CTCRM Bands are to wear the appropriate cap badges with royal cyphers (not Buglers).

5. Medal Order: Medals may be worn for certain occasions e.g. media events if ordered by the relevant senior officer.

d. **Images**

Figure 40G-9a. Band Colour Sergeant - Female.

10. 2A Dress - Formal Evening Dress 'Mess Dress'

a. Occasions for Wear.

(1) Official or public balls, dinners and evening receptions of a formal nature.

(2) Full ceremonial evening events (Note 1).

b. Description.

(1) Officers.

Directors of Music
Cap/Side hat (Note 2)
Mess jacket, scarlet (Note 3)
Mess waistcoat, blue
Shirt, Marcella, white
Bow tie, black
Mess trousers, blue (thick stripe) (Note 4)
Socks, black
Wellington boots (Note 4)

(2) WOs & SNCOs.

WOs & SNCOs (Males)	WOs & SNCOs (Females)
Cap (Note 5)	Cap (Note 5)
Mess jacket, scarlet (Note 3)	Mess jacket, scarlet (Note 3)
Mess waistcoat, blue	Cummerbund, black
Shirt, Marcella, white	Shirt, Marcella, white
Bow tie, black	Bow tie, black
Mess trousers, blue (thick or thin stripe)	Mess skirt, blue (Note 7)
Socks, black	Tights, black
Shoes, black (Note 6)	Shoes, court, black (Note 8)

(3) JNCOs, Musicians & Buglers.

JNCOs, Musicians & Buglers
Cap (Note 4)
Tunic, No 1 Blues (Note 9)
T-shirt
Trousers, blue (thick or thin stripe)
Braces
Cloth belt
Dress cords, worsted (Buglers only)
Socks, black
Shoes, black (Note 10)

c. **Decorations/Medals.**

(1) Broad riband.

(2) Up to 4 stars of orders.

(3) One neck decoration.

(4) Miniature medals.

Notes:

1. Civilian equivalent is White Tie evening dress with medals and decorations as above.

2. Side hat is an optional alternative for officers.

3. Prince's badge to be worn by all ranks in receipt of the award. Musicians and Buglers serving in Portsmouth Band (including the Director of Music, Bandmaster and (Corps) Drum Major) may wear the 'Royal Band' flash at their discretion.

4. Overalls and Wellington Boots (with spurs for Lt Cols) are to be worn by Officers for Band conducting duties only, For all other occasions, Blue mess trousers and officer pattern shoes are to be worn.

5. WO2 Bandmasters, (Corps) Drum Majors and all Musicians serving in Portsmouth and CTCRM Bands are to wear the appropriate cap badges with royal cyphers (not WO1s or Buglers).

6. Patent leather shoes may only be worn by male RMBS personnel when attending Mess functions. Not to be purchased at Crown expense.

7. Female Mess Undress skirt hem to be 5 cm from the floor - 'black' tights to be worn. Mess Trousers, Blue may be worn by females at the discretion of the individual. In this instance, trousers will be worn with the Cummerbund (not waistcoat) and with either 'Gibson' or male pattern black shoes.

8. Patent leather court shoes may only be worn by female RMBS personnel when attending Mess functions. Not to be purchased at Crown expense.

9. Musicians and Buglers serving in Portsmouth Band to wear the 'Royal Band' flash. Prince's badge to be worn by all ranks in receipt of the award.

10. Females may wear 'Gibson' shoes or male equivalent shoes at their discretion.

d. **Images.**

Figure 40G-10.a. Male.

Figure 40G-10.b. Female.

Figure 40G-10.c. Female (with trousers).

11. 2B Dress - Semi-Formal Evening Dress 'Mess Undress'

a. **Occasions For Wear.**

(1) Dinner when 2A dress is not appropriate (Note 1).

(2) Evening dances and entertainments (Note 2).

b. **Description.**

(1) **Officers.** As for No. 2A Mess except that Officers of Lt Col rank do not wear overalls or spurs but wear blue mess trousers instead (Note 2).

(2) **WOs, NCOS, Musicians and Buglers.** As for No. 2A Mess Dress.

c. **Decorations/Medals.**

(1) Up to 2 stars of orders.

(2) One neck decoration.

(3) Miniature medals.

Notes:

1. Civilian equivalent is black tie with medals and decorations as above.

2. Kilt with accoutrements may, optionally, be worn by male personnel in place of blue mess trousers, black socks and shoes.

3. Overalls and spurs for entitled officers are optional.

d. **Images.** To be issued.

12. 2C (Band) Dress - Informal Evening Dress 'Red Sea Rig'

a. **Occasions for Wear.** As an alternative to No. 1AS Dress–when performing on band engagements (temperate or tropical climates) where guests are wearing No. 2B Mess Undress, No. 2C Red Sea Rig or civilian dress if authorised by the Mess President (Note 7).

b. **Description.**

(1) **Directors of Music & Warrant Officers (Note 1).**

Directors of Music & Warrant Officers
Shirt, short sleeved, white (Note 4)
Shoulder Straps, white with anodised Letters "RM" and badges of rank
Cummerbund, red
Mess trousers, blue (thick or thin stripe)
Socks, black
Shoes, black (Note 2)
Cap (Note 6)

(2) **Other Ranks.**

Other Ranks (Note 3)
Shirt, short sleeved, white (Note 4)
Slides, shoulder strap, white (for letters "RM")
Brassard, rank, white (Note 5)
Cummerbund, red
Blue trousers
Socks, black
Shoes, black (Note 2)
Cap (Note 6)

(3) **Decorations/Medals.** None.

Notes:

1. Directors of Music and Warrant Officers may wear Mess Undress if appropriate.

2. Patent leather shoes are not to be worn.

3. At the discretion of the Director of Music, SNCOs may wear No. 2C Dress in place of Mess Dress if performing as part of the ensemble.

4. Prince's badge to be worn by all ranks in receipt of the award (attached by Velcro).

5. Gold on red rank badges on white brassards to be worn (as appropriate). Musicians and Buglers serving in Portsmouth Band to wear the 'Royal Band' flash. Buglers do not wear the Drum badge.

6. Cap worn outdoors except when performing in an ensemble.

7. Refer to Annex 40A regarding wearing of Red Sea Rig' during non-band performance setting.

c. **Images.**

Figure 40G-12.a. NCOs (Musicians & Buglers).

Figure 40G-12.b, Musicians & Buglers (Portsmouth Band).

13. 3A Dress - General Duty Dress 'Half Lovats' (Shirt Sleeve Order)

a. **Occasions for Wear.**

(1) Semi-formal day rig worn in camp and for day to day duties.

(2) Worn by RMBS personnel as normal 'Daily Working Dress' in summer.

b. **Description.**

Officers & WO1s	Other Ranks
Cap (officers' pattern)	Cap (Note 6)
Shirt, short sleeved, stone (Note 1)	Shirt, short sleeved, stone (Note 1)
Trousers, Lovat (not from Lovat suit)	Trousers, Lovat (not from Lovat suit)
Letters "RM", bronze (Note 2)	Letters "RM", bronze (Note 2)
Skirt, Lovat (females only)	Skirt, Lovat (females only)
Corps pattern belt (Note 3)	Corps pattern belt (Note 3)
Lanyard (officers' pattern)	Socks, black (Note 4)
Socks, black (Note 4)	Shoes, black (Note 5)
Shoes, black (officers' pattern) (Note 5)	

c. **Decorations/Medals.** None.

Notes:

1. Prince's badge to be worn by all ranks in receipt of the award. Musicians and Buglers serving in Portsmouth Band (including the Director of Music, Bandmaster and (Corps) Drum Major) to wear the 'Royal Band' flash. Stone Shirts may be tailored at Crown expense for the following alterations:

2. Epaulette holes for letters 'RM'.

3. Shorten Shirt and/or Darts and Fitting (females only).

4. Worn in shoulder strap. Officers to wear bronze letters 'RM' and rank insignia on slides.

5. Corps pattern belt to be worn with leather buckle over the left hip and silver buckle adjusted to fit centrally.

6. Females to wear 'barely black' tights with Lovat skirt.

7. Females may wear 'Gibson' shoes or male equivalent shoes at their discretion. Court shoes may only be worn by female RMBS personnel (trained ranks only) with Lovat skirt.

8. WO2 Bandmasters, (Corps) Drum Majors and all Musicians serving in Portsmouth and CTCRM Bands are to wear the appropriate cap badges with royal cyphers (Buglers).

d. **Images.**

Figure 40G-13a. Trousers (Shirt Sleeves).



Figure 40G-13b. Skirt (Shirt Sleeves).

14. 3C Dress - General Duty Dress 'Half Lovats' (Jersey Order)

a. **Occasions for Wear.**

(1) Semi-formal day rig worn in camp and for day to day duties.

(2) Worn by RMBS personnel as normal 'Daily Working Dress' in winter.

b. **Description.**

Officers & WO1s	Other Ranks
Cap (officers' pattern)	Cap (Note 5)
Shirt, long sleeved, stone	Shirt, long sleeved, stone
Trousers, Lovat (not from Lovat suit)	Trousers, Lovat (not from Lovat suit)
Jersey, woollen, heavy (Note 1)	Jersey, woollen, heavy (Note 1)
Skirt, Lovat (females only)	Skirt, Lovat (females only)
Corps pattern belt (Note 2)	Corps pattern belt (Note 2)
Socks, black (Note 3)	Socks, black (Note 3)
Shoes, black (officers' pattern) (Note 4)	Shoes, black (Note 4)

c. **Decorations/Medals.** None.

Notes:

1. Prince's badge to be worn by all ranks in receipt of the award. Musicians and Buglers serving in Portsmouth Band (including the Director of Music, Bandmaster and (Corps) Drum Major) to wear the 'Royal Band' flash. All other RMBS personnel to wear 'Royal Marines Band Service' flashes.

2. Corps pattern belt to be worn with leather buckle over the left hip and silver buckle adjusted to fit centrally.

3. Females to wear 'barely black' tights with Lovat skirt.

4. Females may wear 'Gibson' shoes or male equivalent shoes at their discretion. Court shoes may only be worn by female RMBS personnel (trained ranks only) with Lovat skirt.

5. WO2 Bandmasters, (Corps) Drum Majors and all Musicians serving in Portsmouth and CTCRM Bands are to wear the appropriate cap badges with royal cyphers (Buglers).

6. Raincoat worn when ordered (black on green rank/appointment slides to be worn on shoulder straps). Buglers/percussionists may only wear raincoats tucked in when carrying a Military Side Drum or Tenor Drum.

d. **Images.**

Figure 40G-14.a. Trousers (JWH).



Figure 40G-14.b. Skirt (JWH).

Figure 40G-14.c. Raincoat.

15. Maternity Uniform (Formal)

a. **Occasions for Wear.**

(1) Maternity uniform is to be worn in place of 1F Dress – Formal Dress, as required where existing uniform cannot be tailored to fit.

(2) Clothing options to be issued in accordance with Para 3814.

b. **Description.**

Maternity Dress (Formal)
Cap (Note 1)
Dress (Note 2)
Tights, 'barely black'
Shoes, black (Note 3)

c. **Decorations/Medals.** None.

Notes:

1. WO2 Bandmasters and all Musicians serving in Portsmouth and CTCRM Bands are to wear the appropriate cap badge with cyphers (not Buglers).

2. Letters 'RM' (gold) and rank (gold on red) to be worn. Prince's badge to be worn by all ranks in receipt of the award. All Musicians and Buglers serving in Portsmouth Band (including the Director of Music, Bandmaster and Drum Major) to wear the 'Royal Band' flash.

3. Gibson shoes (or male equivalent) are to be worn.

d. **Images**

Figure 40G-15.a Maternity Dress (Formal)

16. Maternity Uniform (Half Lovats)

a. Occasions for Wear.

(1) Maternity uniform is to be worn in place of Half Lovats when required.

(2) Clothing options to be issued in accordance with Para 3814.

b. Description.

Maternity Dress	Maternity Trousers
Cap (Note 1)	Cap (Note 1)
Dress (Note 2)	Shirt, maternity (Note 4)
Tights, 'barely black' or 'nude maternity'	Cardigan, maternity (Note 5)
Shoes, black (Note 3)	Trousers, Lovat (Note 6)
	Socks, black
	Shoes, black (Note 7)

c. Decorations/Medals. None.

Notes:

1. WO2 Bandmasters and all Musicians serving in Portsmouth and CTCRM Bands are to wear the appropriate cap badge with cyphers (not Buglers).

2. Letters 'RM' (bronze), rank and Prince's badge (white on khaki) only to be worn on the maternity dress (no shoulder flashes).

3. Gibson or court shoes may be worn.

4. Letters 'RM' (bronze), rank and Prince's badge (white on khaki) to be worn on maternity shirts.

5. Rank, Prince's badge (black on green) and 'Royal Marines Band Service' shoulder flashes or 'Royal Band' flash (red on blue) to be worn on the maternity cardigan.

6. Previously issued Lovat trousers are to be altered to fit with elasticated panel. Replacement trousers to be issued on return to work following pregnancy.

7. Gibson shoes (or male equivalent) may be worn.

d. **Images.**

Figure 40G-16.a Maternity Dress.

Figure 40G-16.b Maternity Trousers (Shirt).



Figure 40G-16.c. Maternity Trousers (Cardigan).

ANNEX 40H

SPARE

ANNEX 40I

PROVISION OF TROPICAL DRESS UNIFORMS FOR ENTITLED ROYAL MARINES PERSONNEL

1. Introduction

In addition to CGRM and members of staff, RM personnel assigned to British Embassies and certain liaison posts in hot countries are entitled to an issue of tropical uniforms. These include; No. 1AW Dress (Tropical White Full Dress); No. 1BW Dress (Stone Prestige Suit Order); No. 2AW Mess (Tropical Mess Dress); and No. 3AW Dress (General Duty Dress 'Half Stones'). HMS NELSON provides these uniforms but cannot tailor them. Tailoring should therefore be undertaken by unit tailors or private military tailors.

2. Procedure

a. Entitled personnel should contact Viv Phillipson at HMS NELSON on Viv.Phillipson925@mod.gov.uk or Mil 9380 24319/Civ 02392 724319 at the earliest opportunity to request the required tropical uniforms and to book a fitting.

b. Once the uniforms have been provided, they can be tailored (e.g. uniform alterations plus the sewing on of badges, medal ribbons and gorget patches) by the individual's unit tailor at Crown expense.

c. Personnel serving in a unit that does not have tailoring facilities may submit uniforms to be tailored at a recognised military tailor of their choice (See Note), in line with standards directed within BRd 3(1) Ch 40 (RM Dress Regulations). In such cases, individuals will need to gain prior authorisation from their budget manager. They will be required to pay for the work and obtain a receipt before reclaiming the cost of tailoring via JPA Expenses in accordance with unit instructions.

3. NATO Store Numbers (NSNs)

To ease procurement of the tropical uniform listed above, the following may be useful.

Item	Description	NSNs
1	White high collar tunic	8405-99-225-9606
2	Stone prestige suit (tunic and trousers)	8405-99-130-7250 to 8405-99-130-7287 (depending on size)
3	White mess jacket	8405-99-851-1626
4	White waistcoat	8405-99-869-2349
5	Stone trousers (for No. 3AW Dress)	8405-99-977-7532 to 8405-99-977-7555 & 8405-99-132-8386 to 8405-99-132-8407 (depending on size)
6	Stone short sleeve shirts	8405-99-869-6160 to 8405-99-908-8257 (depending on size)
7	Stone socks	8440-99-908-8241 & 8440-99-908-8257 (depending on size)
8	Chukka boots	8430-99-241-6134 to 8430-99-241-6142 (depending on size)

Note. *In accordance with the Defence Logistics Framework: Clothing - Alterations and Repair.*